



उत्तर प्रदेश जल निगम

6, राणा प्रताप मार्ग, लखनऊ

पत्रांक: 205 / 2042 -JJM/2020

दिनांक 10 - 02 - 2020

सेवा में,

समस्त मुख्य अभियन्ता (क्षेत्र)

उत्तर प्रदेश जल निगम,

आगरा/इलाहाबाद/गाजियाबाद/गोरखपुर//झांसी/ कानपुर /लखनऊ/फैजाबाद/मुरादाबाद/वाराणसी।

विषय **जल जीवन मिशन (पूर्व में राष्ट्रीय ग्रामीण पेयजल आपूर्ति योजना) के अन्तर्गत उपलब्ध धनराशि के उपयोग के सम्बन्ध में।**


महोदय,

उपरोक्त विषयक इस कार्यालय के पत्र संख्या 22/2042-0005(मुख्यालय समीक्षा बैठक)/20 दिनांक 10-01-2020 का सन्दर्भ ग्रहण करने का कष्ट करें। उक्त पत्र द्वारा केन्द्र पोषित जल जीवन मिशन (पूर्व में राष्ट्रीय ग्रामीण पेयजल आपूर्ति योजना) के अन्तर्गत कार्यान्वित की जा रही विभिन्न परियोजनाओं पर उपलब्ध अवशेष आवंटन तथा उसके सापेक्ष व्यय हेतु लक्ष्य का निर्धारण कर खण्ड स्तर से देयको को निर्धारित प्रक्रिया के अनुसार अपलोड करने के निर्देश दिये गये थे। इस सम्बन्ध में माह 15 जनवरी तक रु० 201.75 करोड़ व्यय किये जाने हेतु लक्ष्य निर्धारित किया गया था। इसके सापेक्ष माह जनवरी के अन्त तक रु० 148.46 करोड़ के ही देयक प्रस्तुत किये गये।

जल जीवन मिशन के अन्तर्गत प्रदेश स्तर पर लगभग रु० 1000 करोड़ से अधिक की धनराशि व्यय की जानी शेष है। भारत सरकार से माह जनवरी, 2020 के अन्त में द्वितीय किश्त के रूप में रु० 689.47 करोड़ की धनराशि प्रदेश को अवमुक्त की गई है। अतः उपलब्ध धनराशि को समय से व्यय न किये जाने के कारण विषम परिस्थिति उत्पन्न हो रही है। वर्ष 2019-20 की अवशेष अवधि में उपलब्ध धनराशि के सापेक्ष अधिकतम व्यय किया जाना आवश्यक है ताकि वर्ष 2020-21 में भारत सरकार से प्रथम किश्त प्राप्त करने में कठिनाई न उत्पन्न हो। इस सम्बन्ध में निम्नानुसार कार्यवाही तत्काल सुनिश्चित की जाये-

1. दिनांक 01-04-2019 को निर्माणाधीन जो कि वस्तुतः वर्ष 2015-16 से पूर्व में प्रारम्भ 1336 परियोजनायें हैं, पर लगभग रु० 836 करोड़ की धनराशि व्यय की जानी शेष है। इनमें से 891 परियोजनायें भौतिक दृष्टि से पूर्ण हैं तथा 250 की भौतिक प्रगति 75 प्रतिशत से अधिक है। ऐसी सभी परियोजनाओं को माह मार्च 2020 तक पूर्ण करते हुये पूर्ण धनराशि व्यय की जानी सुनिश्चित की जाये। इन 1336 परियोजनाओं पर माह मार्च तक रु० 602 करोड़ व्यय किये जाने हेतु लक्ष्य निर्धारित कर परियोजनावार विवरण संलग्न है।
2. वर्ष 2019-20 में प्रारम्भ की सभी परियोजनाओं कार्य प्राथमिकता पर निष्पादित करते हुये माह मार्च 2020 तक समस्त परियोजनाओं पर न्यूनतम 20 प्रतिशत धनराशि का उपयोग सुनिश्चित किया जाये। अतः इस निमित्त 20 मार्च, 2020 तक सम्बन्धि देयकों को upjn.in पर निर्धारित प्रक्रिया के अनुसार अपलोड किया जाना सुनिश्चित किया जाये।

संलग्नक उपरोक्तानुसार।

भवदीय

(विकास गौडलवाल)
प्रबन्ध निदेशक

प्रतिलिपि -

1. समस्त अधीक्षण अभियन्ता/ महाप्रबन्धक उत्तर प्रदेश जल निगम को इस आशय से प्रेषित कि वे स्वयं उपरोक्त के सापेक्ष की जा रही कार्यवाही की समीक्षा व्यय किया जाना सुनिश्चित करें।

प्रबन्ध निदेशक



STATUS OF RURAL PIPED WATER SUPPLY SCHEMES BEING IMPLEMENTED UNDER NRDWP

UTTAR PRADESH

Rs in Lakh

0.2

0.6


District	Divn	Scheme	Programme	Sub Prog	Start Date	Completion Date	Sanctioned cost	Work Cost	Received				Target-expenditure				Prog (%)
									from SWSM (Total Available)	Total Till 03/2019	2019-20	Total Release	Net to release	Feb-2020	Mar-2020	Total Feb March	
1	2	3	4	7			10	11	12	14	15		19	20	21	22	23
Agra	C D	241 TTSP in Bloc	Coverage		01/06/16	31/10/16	240.3	213.60	213.60000	182.54954	8.63486	191.18440	22.41560	22.41560	0.00000	22.41560	100
Agra		Akola	Coverage	As/F	01/05/15	31/03/15	656.38	585.70	585.70000	187.65769	107.73153	295.38922	290.31078	58.06000	116.13000	174.19000	50
Agra		Ayela	Coverage		01/02/16	31/08/16	724.12	646.58	646.58000	371.39408	194.54632	565.94040	80.63960	80.63960	0.00000	80.63960	100
Agra		Barara	C to QSM		01/06/15	30/11/16	814.94	727.45	727.45000	389.48958	331.58320	721.07278	6.37722	6.37722	0.00000	6.37722	100
Agra		Barhan	Coverage		01/07/16	30/06/19	1001.8	894.64	894.64000	13.27000	157.05083	170.32083	724.31917	144.86000	289.73000	434.59000	50
Agra		Basai Kheragarh	Coverage		01/05/15	30/11/13	189.61	168.54	168.54000	127.96000	4.48856	132.44856	36.09144	36.09144	0.00000	36.09144	100
Agra		Dabur	Coverage		01/05/15	31/03/16	230.66	206.38	206.38000	114.08794	10.20805	124.29599	82.08401	82.08401	0.00000	82.08401	100
Agra		Dankasa PWS	Coverage		01/05/15	31/03/16	263.92	234.60	234.60000	214.05420	1.12041	215.17461	19.42539	19.42539	0.00000	19.42539	100
Agra		Dhimshri	Coverage		01/05/15	30/11/16	871.56	779.87	779.87000	405.40710	105.40787	510.81497	269.05503	53.81000	107.62000	161.43000	90
Agra		Gaharra Kalan	Coverage		01/12/18	29/02/16	247.91	221.65	221.65000	137.47879	4.42821	141.90700	79.74300	79.74300	0.00000	79.74300	100
Agra		Jaitpur Kalan	Coverage		01/04/16	01/08/14	1205.76	1076.09	1076.09000	586.12396	263.42130	849.54526	226.54474	45.31000	90.62000	135.93000	90
Agra		Jarar	Coverage		01/05/15	31/01/15	1158.01	1034.77	1034.77000	691.43000	105.69684	797.12684	237.64316	47.53000	95.06000	142.59000	95
Agra		Kundaul	Coverage		01/05/15	31/03/15	1226.81	1096.93	1096.93000	458.17864	399.29273	857.47137	239.45863	47.89000	95.79000	143.68000	70
Agra		Kurrachittarpur	Coverage		01/05/15	30/11/15	1489.26	1330.48	1330.48000	213.66500	9.44592	223.11092	1107.36908	221.47000	442.95000	664.42000	55
Agra		Mai Bujarg	Coverage		01/02/16	31/03/17	202.22	181.55	181.55000	85.36000	11.98846	97.34846	84.20154	84.20154	0.00000	84.20154	100
Agra		Pachgai Khera	NWQSM	As/F	15/09/18	14/09/19	400.10	357.46	357.46000	0.00000	179.61473	179.61473	177.84527	35.57000	71.14000	106.71000	40
Agra		Pusenta	Coverage	SAGY	01/07/16	30/06/18	358.62	320.18	320.18000	155.22138	77.45952	232.68090	87.49910	87.49910	0.00000	87.49910	100
Agra		Semra	Coverage		01/05/15	31/03/16	889.32	794.02	794.02000	391.76885	133.62075	525.38960	268.63040	268.63040	0.00000	268.63040	100
Agra		Teekari	Coverage		01/02/12	31/03/13	105.82	94.06	94.06000	73.64767	14.90963	88.55730	5.50270	5.50270	0.00000	5.50270	100
Aligarh		Bahadurpur Villa	Coverage		01/04/15	30/09/16	124.66	110.81	110.81000	96.62952	10.02565	106.65517	4.15483	4.15483	0.00000	4.15483	100
Aligarh		Baharabad	Coverage	SAGY	01/09/16	31/12/17	172.71	154.27	154.27000	61.41750	71.53354	132.95104	21.31896	21.31896	0.00000	21.31896	100
Aligarh		Bas Sudama	Coverage		01/04/15	31/03/17	159.48	142.35	142.35000	139.14825	0.00000	139.14825	3.20175	3.20175	0.00000	3.20175	100
Aligarh		Bharatpur	Coverage		01/04/15	30/06/17	102.64	91.90	91.90000	69.07000	21.86522	90.93522	0.96478	0.96478	0.00000	0.96478	100
Aligarh		Bilona Chitrasi	Coverage		01/07/15	30/09/18	375.81	335.74	335.74000	333.61976	0.82000	334.43976	1.30024	1.30024	0.00000	1.30024	100
Aligarh		Bisara	Coverage		01/06/13	31/03/16	275.69	246.55	246.55000	210.23000	0.00000	210.23000	36.32000	36.32000	0.00000	36.32000	100
Aligarh		Bisoli	Coverage		01/04/15	30/06/17	249.33	222.91	222.91000	221.75230	0.27258	222.02488	0.88512	0.88512	0.00000	0.88512	100
Aligarh		Dhanipur	Coverage		01/11/14	28/02/18	1160.72	1036.69	1036.69000	679.67885	239.60942	919.28827	117.40173	117.40173	0.00000	117.40173	100
Aligarh		Dhaura mafi	Coverage		01/11/14	31/03/17	686.06	611.64	611.64000	436.72000	126.28026	563.00026	48.63974	48.63974	0.00000	48.63974	100
Aligarh		Harnot Bhojpur	Coverage		01/07/15	30/06/17	240.57	214.68	214.68000	170.48942	29.34578	199.83520	14.84480	14.84480	0.00000	14.84480	100
Aligarh		Hasanpur Jarelia	Coverage		12/09/18	11/09/19	108.02	97.40	97.40000	5.43909	59.82540	65.26449	32.13551	32.13551	0.00000	32.13551	100
Aligarh		Haziypur PWS	Coverage		01/04/15	31/03/17	108.74	96.66	96.66000	84.15000	11.38837	95.53837	1.12163	1.12163	0.00000	1.12163	100
Aligarh		Jahrouli	Coverage		01/04/15	30/06/17	100.24	89.78	89.78000	62.28000	0.95000	63.23000	26.55000	26.55000	0.00000	26.55000	100
Aligarh		Jirauli	Coverage		01/07/15	30/06/17	272.53	243.16	243.16000	187.13644	41.23872	228.37516	14.78484	14.78484	0.00000	14.78484	100
Aligarh		Kamalpur	Coverage		01/04/15	31/03/17	143.29	128.09	128.09000	104.47133	0.00000	104.47133	23.61867	23.61867	0.00000	23.61867	100
Aligarh		Karanpur	Coverage		01/04/15	31/03/17	155.87	139.29	139.29000	130.18050	0.32450	130.50500	8.78500	8.78500	0.00000	8.78500	100
Aligarh		Khandeha	Coverage	As/F	01/05/13	30/06/17	190.67	170.68	170.68000	154.26000	6.90168	161.16168	9.51832	9.51832	0.00000	9.51832	100
Aligarh		Meerpur Dahod	Coverage		01/04/15	30/06/17	229.7	205.58	205.58000	160.89090	29.48412	190.37502	15.20498	15.20498	0.00000	15.20498	100
Aligarh		Nagla Padam	Coverage		01/11/14	31/03/16	377.08	335.18	335.18000	326.09122	0.00000	326.09122	9.08878	9.08878	0.00000	9.08878	100
Aligarh		Pisawa	Coverage		01/04/16	31/03/18	574.96	513.81	513.81000	322.24192	156.33512	478.57704	35.23296	35.23296	0.00000	35.23296	100
Aligarh		Qarsai	Coverage		01/04/15	30/06/17	663.26	592.19	592.19000	287.80295	288.71538	576.51833	15.67167	15.67167	0.00000	15.67167	100
Aligarh		Ramgarh Panjup	Coverage		01/08/13	31/03/16	548.43	488.06	488.06000	330.64000	0.00000	330.64000	157.42000	157.42000	0.00000	157.42000	100
Aligarh		Sadipur Kamrua	Coverage		01/07/15	30/06/17	348.33	311.25	311.25000	285.91509	20.87620	306.79129	4.45871	4.45871	0.00000	4.45871	100
Aligarh		Salempur	Coverage		01/04/15	30/06/17	159.51	143.07	143.07000	142.05345	0.00000	142.05345	1.01655	1.01655	0.00000	1.01655	100
Aligarh		Sarsol	Coverage		01/04/15	31/03/17	573.3	511.25	511.25000	403.39063	102.54830	505.93893	5.31107	5.31107	0.00000	5.31107	100
Aligarh		Satlouni Kalan	Coverage		01/04/15	31/03/16	91.58	82.07	82.07000	66.14000	10.66401	76.80401	5.26599	5.26599	0.00000	5.26599	100
Aligarh		Sihani Faridpur	Coverage		01/07/15	31/03/17	257.28	229.55	229.55000	209.02053	0.00000	209.02053	20.52947	20.52947	0.00000	20.52947	100
Aligarh		Sitapur	Coverage		01/04/15	30/06/17	159.57	142.99	142.99000	92.47000	50.28456	142.75456	0.23544	0.23544	0.00000	0.23544	100




District	Divn	Scheme	Programme	Sub Prog	Start Date	Completion Date	Sanctioned cost	Work Cost	Received	Target -expenditure							
									from SWSM (Total Available)	Total Till 03/2019	2019-20	Total Release	Net to release	Feb-2020	Mar-2020	Total Feb March	Prog (%) 01/2020
1	2	3	4	7			10	11	12	14	15		19	20	21	22	23
Aligarh		Takipur	Coverage		01/04/15	31/03/17	111.44	99.74	99.74000	73.73000	7.85470	81.58470	18.15530	18.15530	0.00000	18.15530	100
Aligarh		Thanpur Khanpur	Coverage		01/04/15	30/04/16	139.46	124.61	124.61000	110.61000	12.39181	123.00181	1.60819	1.60819	0.00000	1.60819	100
Aligarh		Usarpur tara pur	Coverage	As/F	01/05/14	31/03/17	202.42	181.26	181.26000	124.91000	43.83069	168.74069	12.51931	12.51931	0.00000	12.51931	100
Prayagraj	cd	Baidwar Kalan	Coverage	SAGY	01/03/17	31/03/18	344.12	308.44	308.44000	204.19000	41.87569	246.06569	62.37431	12.47000	24.95000	37.42000	90
Prayagraj	6cd	Bamrauli Uparha	Coverage		01/04/15	30/12/17	548.6	487.64	487.64000	487.09000	0.00000	487.09000	0.55000	0.55000	0.00000	0.55000	100
Prayagraj	cd	ChandKhamariya	Coverage		01/03/16	31/03/17	372.27	332.97	332.97000	313.54000	0.00000	313.54000	19.43000	19.43000	0.00000	19.43000	100
Prayagraj	6cd	Jaitwardih	Coverage	SAGY	01/07/16	31/03/18	224.3	200.23	200.23000	164.60000	0.00000	164.60000	35.63000	35.63000	0.00000	35.63000	100
Prayagraj	6cd	Malawan Bujurg	Coverage		01/10/14	31/10/17	500.02	444.96	444.96000	444.00000	0.00000	444.00000	0.96000	0.96000	0.00000	0.96000	100
Prayagraj	cd	Manda	Coverage		01/03/17	31/03/18	521.24	465.82	465.82000	96.05559	105.81367	201.86926	263.95074	52.79000	105.58000	158.37000	85
Prayagraj	6cd	Mauaima	Coverage		01/09/15	31/03/18	548.52	489.21	489.21000	488.31000	0.00000	488.31000	0.90000	0.90000	0.00000	0.90000	100
Prayagraj	cd	Parwezabad	Coverage		01/05/17	31/05/18	198.47	177.60	177.60000	165.60000	5.13310	170.73310	6.86690	6.86690	0.00000	6.86690	100
Prayagraj	cd	Sehuda	Coverage		01/03/17	31/03/18	173.96	156.29	156.29000	109.44484	7.65200	117.09684	39.19316	7.84000	15.68000	23.52000	85
Prayagraj	6cd	Singaur uparha	Coverage		01/10/15	31/03/18	208.59	186.17	186.17000	186.12000	0.00000	186.12000	0.05000	0.05000	0.00000	0.05000	100
Ambedkar Nagar		Ashapar	Coverage		01/04/15	31/10/16	116.49	104.31	104.31000	54.80990	23.06143	77.87133	26.43867	5.29000	10.57000	15.86000	85
Ambedkar Nagar		Ashrafpur Majga	Coverage		01/04/15	31/10/16	101.86	91.29	91.29000	72.80829	0.14750	72.95579	18.33421	18.33421	0.00000	18.33421	100
Ambedkar Nagar		Madainiya	Coverage		01/04/15	24/10/16	134.23	119.98	119.98000	108.65000	4.33529	112.98529	6.99471	6.99471	0.00000	6.99471	100
Ambedkar nagar		Musepur kaln	Coverage	As/F	02/06/14	30/06/16	235.29	211.00	211.00000	197.74000	5.21021	202.95021	8.04979	8.04979	0.00000	8.04979	100
Ambedkar nagar		Nariyaon	Coverage	As/F	02/06/14	30/06/16	296.96	266.23	266.23000	225.61000	6.27419	231.88419	34.34581	34.34581	0.00000	34.34581	100
Ambedkar Nagar		Nathupur Lodhn	Coverage		01/04/15	31/10/16	102.92	92.21	92.21000	35.24856	35.51131	70.75987	21.45013	21.45013	0.00000	21.45013	100
Ambedkar Nagar		Personpur	Coverage		01/04/15	31/10/16	163.42	145.96	145.96000	62.84594	50.74910	113.59504	32.36496	6.47000	12.95000	19.42000	85
Ambedkar nagar		PratapPur char	Coverage		01/12/14	31/12/16	480.43	427.24	427.24000	417.90000	2.44060	420.34060	6.89940	6.89940	0.00000	6.89940	100
Ambedkar Nagar		Usraha	Coverage	SAGY	01/06/17	30/06/18	282.45	252.22	252.22000	165.68275	34.11877	199.80152	52.41848	52.41848	0.00000	52.41848	100
Amethi		Bahapur	Coverage		30/07/16	31/12/17	133.68	119.55	119.55000	115.42000	3.34104	118.76104	0.78896	0.78896	0.00000	0.78896	100
Amethi		Barauliya	Coverage	SAGY	01/12/16	30/06/18	162.58	145.20	145.20000	101.91195	10.28663	112.19858	33.00142	6.60000	13.20000	19.80000	85
Amethi		Brahmani	Coverage		13/07/16	31/12/17	270.44	241.70	241.70000	123.00000	55.56020	178.56020	63.13980	12.63000	25.25000	37.88000	87
Amethi		Dhanapur	Coverage		01/04/15	31/10/16	113.56	101.64	101.64000	36.64000	19.67553	56.31553	1.12447	0.22000	0.45000	0.67000	86
Amethi		Karnai Pur	Coverage		01/05/15	30/04/17	268.77	239.76	239.76000	16.15000	157.67942	173.82942	50.56058	10.11000	20.23000	30.34000	56
Amethi		Kathaura	Coverage		01/04/15	31/12/16	678.37	606.24	606.24000	557.22000	0.00000	557.22000	13.57000	13.57000	0.00000	13.57000	100
Amethi		Sarai Hridayshah	Coverage		01/04/15	31/10/16	127.95	114.45	114.45000	78.06750	9.44332	87.51082	0.15918	0.03000	0.07000	0.10000	96
Amroha		Adampur	Coverage		01/04/15	31/03/17	659.12	587.79	587.79000	493.00913	55.30028	548.30941	39.48059	39.48059	0.00000	39.48059	100
Amroha		Amroha Dehat	Coverage		01/06/14	31/03/17	407.14	363.24	363.24000	292.38173	20.32414	312.70587	50.53413	50.53413	0.00000	50.53413	100
Amroha		Azampur	Coverage		01/04/15	31/03/17	485.31	433.10	433.10000	123.60579	134.80660	258.41239	174.68761	34.94000	69.87000	104.81000	85
Amroha		Bartaura	Coverage		01/04/14	31/03/17	147.99	132.27	132.27000	25.76572	35.11892	60.88464	71.38536	14.28000	28.55000	42.83000	70
Amroha		Chakanwala Mu	Coverage	SAGY	15/07/16	31/12/17	192.77	172.44	172.44000	88.51900	29.89263	118.41163	54.02837	54.02837	0.00000	54.02837	100
Amroha		Chuchela Kalan	Coverage		01/06/14	31/03/17	295.24	263.76	263.76000	263.21700	0.50784	263.72484	0.03516	0.03516	0.00000	0.03516	100
Amroha		Dadhyl	Coverage		01/11/14	31/03/17	159.8	142.83	142.83000	104.47066	22.71884	127.18950	15.64050	15.64050	0.00000	15.64050	100
Amroha		Dhakia Chaman	Coverage		01/06/14	31/08/16	174.93	156.16	156.16000	138.82200	10.01228	148.83428	7.32572	7.32572	0.00000	7.32572	100
Amroha		Kai Mustkam	Coverage		01/04/15	31/03/17	226.93	202.57	202.57000	145.78705	34.08131	179.86836	22.70164	22.70164	0.00000	22.70164	100
Amroha		Purara Mustkam	Coverage		01/04/15	31/03/17	308.62	274.96	274.96000	67.72471	100.77114	168.49585	106.46415	21.29000	42.59000	63.88000	80
Amroha		Rukhalu	Coverage		01/04/15	31/03/17	221.31	197.55	197.55000	46.30400	64.39859	110.70259	86.84741	17.37000	34.74000	52.11000	77
Amroha		Shabajpur Dor	Coverage		01/04/15	31/03/17	262.98	234.65	234.65000	110.31169	57.79499	168.10668	66.54332	66.54332	0.00000	66.54332	100
Amroha		Sirsa Khumar	Coverage		01/04/15	31/03/17	213.92	190.98	190.98000	91.30774	46.00288	137.31062	53.66938	53.66938	0.00000	53.66938	100
Amroha		Teroli	Coverage		01/11/14	31/03/17	154.16	137.73	137.73000	40.85610	50.02074	90.87684	46.85316	9.37000	18.74000	28.11000	70
Amroha		Tigariya Khadar	Coverage		01/04/15	31/03/17	286.35	255.45	255.45000	83.35331	53.72746	137.08077	118.36923	118.36923	0.00000	118.36923	100
Auraiya		GOHANIKLA PW	Coverage		01/07/15	01/12/16	94.31	84.42	84.42000	84.22000	0.00000	84.22000	0.20000	0.20000	0.00000	0.20000	100
Auraiya		Jaura	Coverage	ODF	17/09/18	17/03/20	189.14	170.54	170.54000	30.93990	59.23777	90.17767	80.36233	16.07000	32.15000	48.22000	75
Auraiya		Kudarkot	Coverage		01/01/16	01/06/17	297.34	264.60	264.60000	264.10000	0.00000	264.10000	0.50000	0.50000	0.00000	0.50000	100
Auraiya		Sahayal	Coverage		01/09/14	01/09/16	586.17	523.95	523.95000	522.85000	0.00000	522.85000	1.10000	1.10000	0.00000	1.10000	100
Auraiya		Shahbadiya	Coverage	ODF	17/09/18	17/09/19	144.44	130.24	130.24000	35.05750	83.55970	118.61720	11.62280	2.32000	4.65000	6.97000	99
Azamgarh		Amilaie	EMWQ B		04/04/15	31/03/19	142.25	127.09	127.09000	18.20682	29.29527	47.50209	79.58791	15.92000	31.83000	47.75000	45




District	Divn	Scheme	Programme	Sub Prog	Start Date	Completion Date	Sanctioned cost	Work Cost	Received		Total Release	Net to release	Target -expenditure			Prog (%)	
									from SWSM (Total Available)	Total Till 03/2019			2019-20	Feb-2020	Mar-2020		Total Feb March
1	2	3	4	7			10	11	12	14	15	19	20	21	22	23	
Azamgarh		Amilo Gram (Zor	Coverage		08/04/15	31/03/18	342.23	304.87	304.87000	213.47700	5.99935	219.47635	85.39365	17.08000	34.16000	51.24000	90
Azamgarh		Amilo Gram (Zor	NWQSM	As/F	07/04/15	31/03/19	335.68	299.03	299.03000	186.02000	28.62710	214.64710	84.38290	16.88000	33.75000	50.63000	90
Azamgarh		Araji Dewara Ka	Coverage		15/04/15	31/03/19	498.13	445.04	445.04000	148.51249	31.54059	180.05308	264.98692	53.00000	105.99000	158.99000	80
Azamgarh		Araji Dewara Na	EMWQ B		04/04/15	31/03/19	323.96	289.30	289.30000	23.45036	94.80224	118.25260	171.04740	34.21000	68.42000	102.63000	60
Azamgarh		Bakhara	Coverage		16/10/14	31/03/19	199.39	178.45	178.45000	67.35227	46.52840	113.88067	64.56933	12.91000	25.83000	38.74000	50
Azamgarh		Barahtil Jagdishg	Coverage		08/04/15	31/03/19	377.95	336.69	336.69000	49.35000	57.08032	106.43032	230.25968	46.05000	92.11000	138.16000	75
Azamgarh		Bhatauli Ibrahim	EMWQ B		04/04/15	31/03/17	100.83	90.24	90.24000	55.64000	15.38783	71.02783	19.21217	3.84000	7.69000	11.53000	85
Azamgarh		Chand Patti	Coverage		08/01/17	31/03/19	213.16	189.48	189.48000	25.18000	115.40454	140.58454	48.89546	9.78000	19.56000	29.34000	50
Azamgarh		Ibrahimpur	Coverage		11/10/14	31/03/18	295.4	264.04	264.04000	206.46217	50.58139	257.04356	6.99644	1.40000	2.80000	4.20000	95
Azamgarh		Jagdishpur	Coverage		06/05/15	31/03/19	363.07	324.61	324.61000	70.94422	47.42732	118.37154	206.23846	41.25000	82.49000	123.74000	40
Azamgarh		Jairajpur	Coverage		15/04/15	31/03/19	207.1	184.49	184.49000	80.54249	8.30052	88.84301	95.64699	19.13000	38.26000	57.39000	67
Azamgarh		Kairuie	Coverage		15/06/15	31/03/19	231.49	207.02	207.02000	27.47538	22.05209	49.52747	157.49253	31.50000	63.00000	94.50000	35
Azamgarh		Lahuan Khurd	Coverage	SAGY	12/07/16	31/03/19	368.04	328.42	328.42000	44.51696	73.60392	118.12088	210.29912	42.06000	84.12000	126.18000	55
Azamgarh		Lohara	Coverage	SAGY	10/01/17	31/03/19	350.44	312.76	312.76000	175.25494	42.97742	218.23236	94.52764	18.91000	37.81000	56.72000	95
Azamgarh		Mahula	EMWQ B		12/04/15	31/03/19	305.08	272.50	272.50000	28.40036	66.42964	94.83000	177.67000	35.53000	71.07000	106.60000	70
Azamgarh		Naubar Dewara	Coverage		13/10/14	31/03/18	272.51	243.68	243.68000	183.60000	10.06336	193.66336	50.01664	10.00000	20.01000	30.01000	95
Azamgarh		Ranipur Razmo	Coverage		08/05/15	31/03/19	217.75	194.28	194.28000	41.44000	2.46504	43.90504	150.37496	30.07000	60.15000	90.22000	40
Azamgarh		Tamauli	Coverage	SAGY	15/07/16	31/03/18	186.46	166.84	166.84000	121.80626	36.68890	158.49516	8.34484	1.67000	3.34000	5.01000	98
Badaun		Khera jalal pur p	Coverage		01/05/15	31/05/19	797.91	712.64	712.64000	331.85231	324.46221	656.31452	56.32548	11.27000	22.53000	33.80000	99
Badaun		Laxmipur	Coverage		01/06/14	31/03/18	352.54	313.74	313.74000	313.53000	0.00000	313.53000	0.21000	0.21000	0.00000	0.21000	100
Badaun		Rijola	Coverage		01/06/14	31/03/18	514.67	459.25	459.25000	459.07600	0.00000	459.07600	0.17400	0.17400	0.00000	0.17400	100
Bagpat		Ashrafabad Thal	NWQSM	As/F	30/09/18	17/08/18	196.875	196.88	196.87500	101.30054	76.09525	177.39579	19.47921	19.47921	0.00000	19.47921	100
Bagpat		Bamnauli	Coverage		15/07/15	14/01/17	357.65	318.97	318.97000	283.85100	0.00000	283.85100	35.11900	35.11900	0.00000	35.11900	100
Bagpat		Basoad	Coverage		20/02/15	19/02/16	336.95	299.51	299.51000	228.38000	70.32934	298.70934	0.80066	0.80066	0.00000	0.80066	100
Bagpat		Bilochpura	Coverage		20/02/15	19/02/16	297.57	264.51	264.51000	256.74600	0.00000	256.74600	7.76400	7.76400	0.00000	7.76400	100
Bagpat		Dhikana	Coverage		15/04/16	14/04/17	201.34	178.97	178.97000	132.86346	35.74658	168.61004	10.35996	10.35996	0.00000	10.35996	100
Bagpat		Gurana	Coverage		20/02/15	19/02/16	198.87	176.77	176.77000	174.82800	0.00000	174.82800	1.94200	1.94200	0.00000	1.94200	100
Bagpat		Hilwari	Coverage		16/04/15	15/10/16	247.76	221.07	221.07000	209.50800	11.03789	220.54589	0.52411	0.52411	0.00000	0.52411	100
Bagpat		KATHA W/S SCH	Coverage		23/12/11	22/12/13	150.63	133.89	133.89000	115.32500	0.00000	115.32500	18.56500	18.56500	0.00000	18.56500	100
Bagpat		Kotana	Coverage		05/08/14	04/10/15	362.63	323.71	323.71000	322.98100	0.00000	322.98100	0.72900	0.72900	0.00000	0.72900	100
Bagpat		Luhari	Coverage		16/04/15	15/10/16	480.12	428.40	428.40000	401.05400	0.00000	401.05400	27.34600	27.34600	0.00000	27.34600	100
Bagpat		Shabga	Coverage		16/04/15	15/10/16	577.52	515.04	515.04000	419.03400	94.57106	513.60506	1.43494	1.43494	0.00000	1.43494	100
Bahraich		Acholiya	Coverage		15/02/16	14/01/18	190.58	170.12	170.12000	121.86648	48.19040	170.05688	0.06312	0.06312	0.00000	0.06312	100
Bahraich		Ajijpur	Coverage		25/02/16	31/03/18	97.47	87.33	87.33000	77.33000	8.06651	85.39651	1.93349	1.93349	0.00000	1.93349	100
Bahraich		Ambar Purwa	Coverage		15/02/16	14/12/18	123.17	110.16	110.16000	17.43000	25.10653	42.53653	67.62347	13.52000	27.05000	40.57000	60
Bahraich		Aswa Mohammad	Coverage		10/06/15	09/12/17	424.38	378.64	378.64000	257.74000	120.81049	378.55049	0.08951	0.08951	0.00000	0.08951	100
Bahraich		Babba	Coverage		20/02/16	19/12/18	181.03	161.82	161.82000	67.06000	8.93967	75.99967	85.82033	17.16000	34.33000	51.49000	65
Bahraich		Bala Saraiya	Coverage		15/02/16	14/12/18	256.9	229.17	229.17000	78.59458	50.31745	128.91203	100.25797	20.05000	40.10000	60.15000	80
Bahraich		Baruhi	Coverage		20/02/16	19/12/18	163.74	146.24	146.24000	92.59463	49.72236	142.31699	3.92301	3.92301	0.00000	3.92301	100
Bahraich		Basantpurwa	Coverage		15/02/16	14/12/18	340.04	303.82	303.82000	197.84379	54.20186	252.04565	51.77435	51.77435	0.00000	51.77435	100
Bahraich		Basauna	Coverage		20/02/16	19/12/18	99.06	88.87	88.87000	75.37000	12.94097	88.31097	0.55903	0.55903	0.00000	0.55903	100
Bahraich		Baturaha	Coverage		15/02/16	18/12/18	109.45	98.11	98.11000	57.58402	21.11545	78.69947	19.41053	3.88000	7.77000	11.65000	80
Bahraich		Baukaha	Coverage		22/02/16	31/03/18	149.33	133.51	133.51000	81.60000	28.53771	110.13771	23.37229	4.67000	9.35000	14.02000	95
Bahraich		Baundi	Coverage		20/02/16	19/12/18	339.5	303.27	303.27000	157.66469	141.11773	298.78242	4.48758	0.90000	1.79000	2.69000	80
Bahraich		Baundi Fattehull	Coverage		20/02/16	19/12/18	154.88	138.63	138.63000	110.72102	18.37679	129.09781	9.53219	9.53219	0.00000	9.53219	100
Bahraich		Bhakala Gopalp	Coverage		15/02/16	14/12/18	203.15	181.59	181.59000	45.83254	78.52613	124.35867	57.23133	11.45000	22.89000	34.34000	80
Bahraich		Bhilaura Kaji	Coverage		15/02/16	14/01/18	190.43	170.09	170.09000	120.97227	30.38233	151.35460	18.73540	18.73540	0.00000	18.73540	100
Bahraich		Bhogiyapur	NWQSM	As/F	20/02/16	19/12/18	109.9	98.43	98.43000	21.77000	57.45555	79.22555	19.20445	3.84000	7.68000	11.52000	95
Bahraich		Bhupani	Coverage		20/02/16	19/12/18	98.43	88.18	88.18000	69.68000	19.27649	86.95649	1.22351	1.22351	0.00000	1.22351	100
Bahraich		Biraham pur bel	Coverage		25/12/17	24/11/19	230.23	205.37	205.37000	25.94000	156.60851	182.54851	22.82149	4.56000	9.13000	13.69000	75



District	Divn	Scheme	Programme	Sub Prog	Start Date	Completion Date	Sanctioned cost	Work Cost	Received				Target -expenditure				Prog (%) 01/2020
									from SWSM (Total Available)	Total Till 03/2019	2019-20	Total Release	Net to release	Feb-2020	Mar-2020	Total Feb March	
1	2	3	4	7			10	11	12	14	15		19	20	21	22	23
Bahraich		Birahim Diha	Coverage		20/02/16	19/12/18	107.21	96.16	96.16000	65.53593	12.39657	77.93250	18.22750	3.65000	7.29000	10.94000	85
Bahraich		Bubkapur	Coverage		15/02/16	14/01/18	384.29	343.22	343.22000	169.07000	167.50205	336.57205	6.64795	6.64795	0.00000	6.64795	100
Bahraich		Dahawa	Coverage		15/02/16	14/12/18	135.45	121.09	121.09000	70.50000	27.83747	98.33747	22.75253	22.75253	0.00000	22.75253	100
Bahraich		Deodatpur	Coverage		15/02/16	14/12/18	147.91	132.31	132.31000	101.35352	21.12064	122.47416	9.83584	9.83584	0.00000	9.83584	100
Bahraich		Dharamanpur	Coverage		15/02/16	14/01/18	247.63	221.13	221.13000	162.75636	49.02228	211.77864	9.35136	9.35136	0.00000	9.35136	100
Bahraich		Dhobiha	Coverage		20/02/16	19/12/18	129.22	115.67	115.67000	58.36000	5.12637	63.48637	52.18363	10.44000	20.87000	31.31000	75
Bahraich		Dikoliya	Coverage		20/02/16	19/12/18	149.36	133.44	133.44000	69.45855	1.67658	71.13513	62.30487	12.46000	24.92000	37.38000	75
Bahraich		Gadwa	Coverage	As/F	15/08/14	14/12/17	143.76	128.42	128.42000	67.96779	45.87513	113.84292	14.57708	14.57708	0.00000	14.57708	100
Bahraich		Gajpatipur	Coverage		20/02/16	19/12/18	223.77	199.90	199.90000	102.18238	43.12474	145.30712	54.59288	54.59288	0.00000	54.59288	100
Bahraich		Gaura Pipra	NWQSM	As/F	15/02/16	14/12/18	293.08	261.68	261.68000	123.01119	50.49683	173.50802	88.17198	17.63000	35.27000	52.90000	90
Bahraich		Ghasipur	Coverage		20/02/16	19/12/18	239.99	214.42	214.42000	152.24000	53.99870	206.23870	8.18130	8.18130	0.00000	8.18130	100
Bahraich		Gopchandpur	NWQSM	As/F	15/02/16	14/12/18	155.02	138.67	138.67000	77.69434	41.57013	119.26447	19.40553	3.88000	7.76000	11.64000	80
Bahraich		Holpara	Coverage		20/02/16	19/12/18	145.74	130.25	130.25000	69.15470	28.53845	97.69315	32.55685	6.51000	13.02000	19.53000	80
Bahraich		Imaliya	Coverage		15/02/16	14/01/18	261.95	233.78	233.78000	146.13000	71.62276	217.75276	16.02724	16.02724	0.00000	16.02724	100
Bahraich		Indur	Coverage		15/02/16	14/01/18	194.79	173.90	173.90000	128.44343	42.57713	171.02056	2.87944	2.87944	0.00000	2.87944	100
Bahraich		Itaunjha	Coverage		20/02/16	19/12/18	181.29	162.09	162.09000	139.59993	14.11653	153.71646	8.37354	8.37354	0.00000	8.37354	100
Bahraich		Jabdi	NWQSM	As/F	15/02/16	14/12/18	112.89	100.98	100.98000	77.36000	17.10676	94.46676	6.51324	6.51324	0.00000	6.51324	100
Bahraich		Jagatapur	Coverage		15/02/16	14/12/18	168.7	150.65	150.65000	81.02870	33.23057	114.25927	36.39073	7.28000	14.55000	21.83000	90
Bahraich		Jalimnagar	Coverage		15/02/16	14/12/18	245.26	219.38	219.38000	163.66476	51.43076	215.09552	4.28448	4.28448	0.00000	4.28448	100
Bahraich		Jamla Jat Solar B	Coverage		20/02/16	19/12/18	63.4	56.42	56.42000	44.62257	10.16641	54.78898	1.63102	1.63102	0.00000	1.63102	100
Bahraich		Kandra	Coverage		15/02/16	14/12/18	143.54	128.54	128.54000	63.92247	1.12218	65.04465	63.49535	12.70000	25.40000	38.10000	80
Bahraich		Karila Sahbajpur	Coverage	As/F	20/08/14	31/12/17	190.09	169.55	169.55000	155.55000	12.28567	167.83567	1.71433	1.71433	0.00000	1.71433	100
Bahraich		Kataha	NWQSM	As/F	15/07/15	14/12/17	198.49	177.13	177.13000	150.13000	26.67908	176.80908	0.32092	0.32092	0.00000	0.32092	100
Bahraich		Kataka Marauth	EMWQ B		10/02/17	09/01/19	295.83	264.55	264.55000	61.04420	96.32603	157.37023	107.17977	21.44000	42.87000	64.31000	65
Bahraich		Kewalpur	Coverage		15/02/16	14/12/19	812.61	727.67	727.67000	162.84369	272.72812	435.57181	292.09819	58.42000	116.84000	175.26000	55
Bahraich		Khaira	Coverage		15/02/16	14/12/18	213.57	190.89	190.89000	22.32311	34.72181	57.04492	133.84508	26.77000	53.54000	80.31000	50
Bahraich		Khamariya Hard	Coverage		15/02/16	14/12/18	109.84	98.51	98.51000	73.10946	19.11615	92.22561	6.28439	6.28439	0.00000	6.28439	100
Bahraich		Khargapur	Coverage		20/02/16	19/12/18	164.84	147.22	147.22000	20.77196	16.59590	37.36786	109.85214	21.97000	43.94000	65.91000	35
Bahraich		Khuajipur	Coverage		15/02/16	14/12/18	136.27	121.92	121.92000	60.06000	1.42715	61.48715	60.43285	12.09000	24.17000	36.26000	60
Bahraich		Kishanpur Mit	Coverage		15/02/16	14/12/18	304.26	271.75	271.75000	148.65000	81.58469	230.23469	41.51531	41.51531	0.00000	41.51531	100
Bahraich		Kodahi	Coverage	As/F	20/08/14	19/07/16	307.68	274.79	274.79000	271.58066	1.99332	273.57398	1.21602	1.21602	0.00000	1.21602	100
Bahraich		Laluhi	Coverage		20/02/16	19/12/18	153.98	137.67	137.67000	17.60210	38.50341	56.10551	81.56449	16.31000	32.63000	48.94000	55
Bahraich		Laukahi	Coverage	As/F	20/08/14	19/12/17	233.27	208.44	208.44000	194.89000	10.24896	205.13896	3.30104	3.30104	0.00000	3.30104	100
Bahraich		Laukahi Mihipur	Coverage		20/02/16	19/12/18	215.52	192.48	192.48000	89.12000	31.19405	120.31405	72.16595	14.43000	28.87000	43.30000	80
Bahraich		Madhaupur	Coverage		20/02/16	19/12/18	313.01	279.60	279.60000	173.07568	79.38856	252.46424	27.13576	5.43000	10.85000	16.28000	60
Bahraich		Matheji Kalan	NWQSM	SAGY+As/F	15/11/17	14/10/19	204.29	182.65	182.65000	149.87094	30.15575	180.02669	2.62331	2.62331	0.00000	2.62331	100
Bahraich		Mirzapur	Coverage		15/02/16	14/12/18	165.7	148.06	148.06000	81.22084	25.04029	106.26113	41.79887	41.79887	0.00000	41.79887	100
Bahraich		Moglaha Huzoor	Coverage		15/02/16	14/12/18	161.5	144.53	144.53000	95.98942	32.46815	128.45757	16.07243	16.07243	0.00000	16.07243	100
Bahraich		Moglaha Tejvap	NWQSM	As/F	15/02/16	14/12/18	132.78	118.79	118.79000	55.97896	16.72383	72.70279	46.08721	46.08721	0.00000	46.08721	100
Bahraich		Mukeriya	Coverage		15/02/16	14/12/19	168.62	150.61	150.61000	15.73000	60.39540	76.12540	74.48460	14.90000	29.79000	44.69000	60
Bahraich		Nakahi	Coverage		20/02/16	19/12/18	125.17	112.02	112.02000	91.11395	15.18681	106.30076	5.71924	5.71924	0.00000	5.71924	100
Bahraich		Nakha	Coverage		20/02/16	19/01/18	167.78	150.12	150.12000	119.13968	8.45354	127.59322	22.52678	22.52678	0.00000	22.52678	100
Bahraich		Nanpara Dehati	Coverage		15/02/16	14/12/18	861.29	768.62	768.62000	262.48000	291.92880	554.40880	214.21120	42.84000	85.69000	128.53000	80
Bahraich		Naubasta	Coverage		15/02/16	14/12/18	97.11	87.18	87.18000	60.26577	22.57960	82.84537	4.33463	4.33463	0.00000	4.33463	100
Bahraich		Newada	Coverage	As/F	15/08/14	14/12/17	259.5	231.52	231.52000	127.96779	57.96499	185.93278	45.58722	45.58722	0.00000	45.58722	100
Bahraich		Pahiya	Coverage		15/02/16	14/12/18	130.74	117.06	117.06000	76.36743	20.99738	97.36481	19.69519	3.94000	7.88000	11.82000	80
Bahraich		Pairua	Coverage		15/02/16	14/12/18	116.51	104.20	104.20000	79.60000	24.31789	103.91789	0.28211	0.28211	0.00000	0.28211	100
Bahraich		Patrahiya	Coverage		15/04/15	14/12/17	185.34	165.60	165.60000	151.52000	0.28674	151.80674	13.79326	13.79326	0.00000	13.79326	100
Bahraich		Piyarepur	Coverage		15/05/15	14/12/17	123.3	110.35	110.35000	96.76000	12.98224	109.74224	0.60776	0.60776	0.00000	0.60776	100
Bahraich		Rakhauna	Coverage		20/02/16	19/12/18	153.37	137.04	137.04000	14.32000	32.86909	47.18909	89.85091	17.97000	35.94000	53.91000	50




District	Divn	Scheme	Programme	Sub Prog	Start Date	Completion Date	Sanctioned cost	Work Cost	Received	Target -expenditure							
									from SWSM (Total Available)	Total Till 03/2019	2019-20	Total Release	Net to release	Feb-2020	Mar-2020	Total Feb March	Prog (%) 01/2020
1	2	3	4	7			10	11	12	14	15		19	20	21	22	23
Bahraich		Ram Gaon	Coverage		20/02/16	19/12/18	181.39	162.01	162.01000	104.42000	34.94706	139.36706	22.64294	22.64294	0.00000	22.64294	100
Bahraich		Ramgadi	Coverage		15/02/16	14/12/18	229.9	205.47	205.47000	94.01306	66.75163	160.76469	44.70531	8.94000	17.88000	26.82000	80
Bahraich		Sabalpur	NWQSM	As/F	31/07/19	31/03/20	152.6	152.60	152.60000	0.00000	21.29356	21.29356	131.30644	26.26000	52.52000	78.78000	50
Bahraich		Sadiyabad	Coverage		15/02/16	14/12/18	141.8	126.74	126.74000	24.22299	35.95957	60.18256	66.55744	13.31000	26.62000	39.93000	70
Bahraich		Saradpara	C to QSM		15/02/16	14/01/18	203.94	182.16	182.16000	138.34903	42.19992	180.54895	1.61105	1.61105	0.00000	1.61105	100
Bahraich		Saray Kazi	Coverage		15/02/16	14/12/18	147.06	131.53	131.53000	51.97221	61.84386	113.81607	17.71393	17.71393	0.00000	17.71393	100
Bahraich		Sarwa	EMWQ B		20/02/16	19/12/18	174.62	156.11	156.11000	19.23482	18.31099	37.54581	118.56419	23.71000	47.43000	71.14000	60
Bahraich		Shankarpur Lazr	Coverage		20/02/16	19/12/18	216.18	193.10	193.10000	130.56549	19.60427	150.16976	42.93024	42.93024	0.00000	42.93024	100
Bahraich		Shivpur	Coverage		20/02/16	19/12/18	121.78	108.89	108.89000	17.24000	20.18220	37.42220	71.46780	14.29000	28.59000	42.88000	10
Bahraich		Shivpura	Coverage		15/02/16	14/12/18	159.99	143.09	143.09000	78.07438	25.50649	103.58087	39.50913	7.90000	15.81000	23.71000	85
Bahraich		Singahi	NWQSM	As/F	20/02/16	19/12/18	172.8	154.37	154.37000	61.39462	69.16957	130.56419	23.80581	23.80581	0.00000	23.80581	100
Bahraich		Singora	Coverage		20/02/16	19/12/18	98.88	88.62	88.62000	42.64000	24.73020	67.37020	21.24980	4.25000	8.50000	12.75000	95
Bahraich		Siphaiya Hulas	Coverage		20/02/16	19/12/18	162.25	145.06	145.06000	71.30000	46.99367	118.29367	26.76633	26.76633	0.00000	26.76633	100
Bahraich		Sohriyawan	Coverage		20/08/14	31/03/16	527.3	468.71	468.71000	468.70000	0.00000	468.70000	0.01000	0.01000	0.00000	0.01000	100
Bahraich		Tarapur Khurd	EMWQ B		15/02/16	30/06/18	174.68	156.08	156.08000	98.18000	51.14245	149.32245	6.75755	6.75755	0.00000	6.75755	100
Bahraich		Tendwa Alpmsh	Coverage		15/02/16	14/12/18	208.85	186.60	186.60000	154.20834	20.30379	174.51213	12.08787	2.42000	4.83000	7.25000	80
Bahraich		Tendwa Mahant	Coverage		15/02/16	14/12/18	171.15	152.90	152.90000	52.12110	19.48561	71.60671	81.29329	16.26000	32.52000	48.78000	70
Bahraich		Tendwa Sistipur	Coverage		20/02/16	19/12/18	114.59	102.56	102.56000	71.18787	7.03577	78.22364	24.33636	4.87000	9.73000	14.60000	75
Bahraich		Tepraha	Coverage		15/02/16	14/01/18	238.04	212.61	212.61000	155.03779	48.00965	203.04744	9.56256	9.56256	0.00000	9.56256	100
Bahraich		Tingai	Coverage		15/02/16	14/12/18	150.75	134.71	134.71000	39.63796	16.08218	55.72014	78.98986	15.80000	31.59000	47.39000	80
Bahraich		Umeri Dhalo	Coverage		15/02/16	14/12/18	124.42	111.39	111.39000	61.94110	9.49858	71.43968	39.95032	7.99000	15.98000	23.97000	65
Bahraich		Vaibahi	Coverage		20/02/16	19/12/18	226.45	202.28	202.28000	31.35000	99.10112	130.45112	71.82888	14.37000	28.73000	43.10000	65
Ballia	2PD	Awayen	Coverage		01/10/14	31/08/17	225.82	201.54	201.54000	149.36700	4.36046	153.72746	47.81254	47.81254	0.00000	47.81254	100
Ballia	2PD	Baleur	Coverage		17/10/14	31/08/17	262.52	234.79	234.79000	213.98500	16.57608	230.56108	4.22892	0.85000	1.69000	2.54000	97
Ballia	2PD	Bhadpura	Coverage	As/F	01/08/14	31/08/17	162.31	144.43	144.43000	137.52000	0.00000	137.52000	6.91000	6.91000	0.00000	6.91000	100
Ballia	cd	Chai Chhapra	Coverage		18/03/15	31/03/17	156.98	140.44	140.44000	89.56160	0.62304	90.18464	50.25536	10.05000	20.10000	30.15000	75
Ballia	cd	Chandpur	Coverage	As/F	20/03/15	31/03/17	304.8	271.98	271.98000	249.73500	5.27285	255.00785	16.97215	16.97215	0.00000	16.97215	100
Ballia	2PD	Chit Bisawa Khu	NWQSM	As/F	01/02/16	31/03/18	117.5	105.07	105.07000	58.86344	12.11830	70.98174	34.08826	6.82000	13.63000	20.45000	76
Ballia	cd	Darompur	Coverage		24/04/15	31/03/17	159.91	142.89	142.89000	108.97140	3.31405	112.28545	30.60455	6.12000	12.24000	18.36000	95
Ballia	cd	Gangapur	Coverage	As/F	21/05/15	31/03/17	190.37	170.15	170.15000	151.40000	5.42974	156.82974	13.32026	13.32026	0.00000	13.32026	100
Ballia	2PD	Goura Talika Bhi	Coverage		01/05/15	31/03/18	247.77	221.07	221.07000	85.71846	44.90511	130.62357	90.44643	18.09000	36.18000	54.27000	75
Ballia	cd	Govindpur	Coverage		14/05/15	31/03/17	95.84	85.91	85.91000	44.32000	8.57741	52.89741	33.01259	6.60000	13.21000	19.81000	85
Ballia	cd	Hanumangarh	NWQSM	As/F	16/04/15	31/03/17	254.24	226.99	226.99000	23.78000	67.08600	90.86600	136.12400	27.22000	54.45000	81.67000	40
Ballia	2PD	Husenpur	EMWQ B		01/05/15	31/08/17	182.55	163.19	163.19000	153.67700	9.36434	163.04134	0.14866	0.03000	0.06000	0.09000	95
Ballia	cd	Jawahri	Coverage	Solar	14/05/15	31/03/17	176.88	157.40	157.40000	60.13000	0.00000	60.13000	97.27000	19.45000	38.91000	58.36000	65
Ballia	cd	Jeera basti Gram	NWQSM	As/F	18/12/14	31/03/17	293.87	262.68	262.68000	255.34500	2.80037	258.14537	4.53463	4.53463	0.00000	4.53463	100
Ballia	cd	Kapuri gram	Coverage		22/12/14	31/03/17	140.5	125.54	125.54000	124.48000	0.00000	124.48000	1.06000	1.06000	0.00000	1.06000	100
Ballia	2PD	KHOROU LI PWS	C to QSM		01/10/14	31/08/17	94.67	84.15	84.15000	75.91000	0.97240	76.88240	7.26760	7.26760	0.00000	7.26760	100
Ballia	cd	Kothiya	Coverage		19/03/15	31/03/17	85.49	76.58	76.58000	62.97000	6.25584	69.22584	7.35416	7.35416	0.00000	7.35416	100
Ballia	2PD	Kotwa	Coverage		01/10/16	31/03/18	139.49	124.65	124.65000	17.72000	21.88119	39.60119	85.04881	17.01000	34.02000	51.03000	25
Ballia	2PD	Kushar	Coverage	SAGY	02/03/15	02/04/18	241.53	215.64	215.64000	124.32331	25.09689	149.42020	66.21980	13.24000	26.49000	39.73000	75
Ballia	2PD	Mangrauli	EMWQ B		01/05/15	31/08/17	161.62	144.44	144.44000	89.13700	1.86499	91.00199	53.43801	10.69000	21.37000	32.06000	85
Ballia	cd	Mohan Chhapra	Coverage		24/05/15	31/03/17	137.56	123.03	123.03000	58.31384	32.50715	90.82099	32.20901	6.44000	12.89000	19.33000	95
Ballia	cd	Murli Chhapara	NWQSM	As/F	21/11/13	31/03/17	309.02	274.68	274.68000	267.23735	0.00000	267.23735	7.44265	7.44265	0.00000	7.44265	100
Ballia	cd	Nauka Gaon	Coverage		17/05/15	31/03/17	186.8	166.97	166.97000	138.17000	3.56682	141.73682	25.23318	25.23318	0.00000	25.23318	100
Ballia	cd	Nauranga	Coverage	Solar	12/05/15	31/03/17	511.89	455.51	455.51000	67.31421	18.21779	85.53200	369.97800	74.00000	147.99000	221.99000	35
Ballia	cd	Paliya Khas	Coverage		14/05/15	31/03/17	210.89	187.66	187.66000	175.99760	1.87671	177.87431	9.78569	9.78569	0.00000	9.78569	100
Ballia	cd	Pathkhauli	Coverage	As/F	16/05/15	31/03/17	125.21	112.04	112.04000	99.46000	0.00000	99.46000	12.58000	12.58000	0.00000	12.58000	100
Ballia	cd	PIPRA AKHAR JO	Coverage		30/04/19	31/03/22	319.59	284.08	284.08000	94.86000	0.00000	94.86000	189.22000	37.84000	75.69000	113.53000	30
Ballia	2PD	Rajpur	Coverage		01/05/15	31/03/18	197.55	176.38	176.38000	125.40162	32.43525	157.83687	18.54313	3.71000	7.42000	11.13000	90




District	Divn	Scheme	Programme	Sub Prog	Start Date	Completion Date	Sanctioned cost	Work Cost	Received		Total Release	Net to release	Target -expenditure			Prog (%) 01/2020	
									from SWSM (Total Available)	Total Till 03/2019			2019-20	Feb-2020	Mar-2020		Total Feb March
1	2	3	4	7			10	11	12	14	15	19	20	21	22	23	
Ballia	cd	Repura	Coverage	As/F	21/05/15	31/03/17	175.19	156.64	156.64000	103.08000	0.00000	103.08000	53.56000	10.71000	21.43000	32.14000	45
Ballia	cd	Rohua	Coverage		23/04/15	31/03/17	182.33	162.87	162.87000	135.00000	2.94296	137.94296	24.92704	24.92704	0.00000	24.92704	100
Ballia	2PD	Sarangpur GOV	EMWQ B		18/05/15	31/08/17	193.04	172.29	172.29000	169.71900	2.51391	172.23291	0.05709	0.01000	0.02000	0.03000	80
Ballia	cd	Shiwal	Coverage		16/03/15	31/03/17	114.62	102.51	102.51000	36.64000	11.08094	47.72094	54.78906	10.96000	21.91000	32.87000	40
Ballia	cd	Shri Nagar	Coverage		22/11/14	31/03/17	680.15	607.36	607.36000	533.01000	3.55856	536.56856	70.79144	70.79144	0.00000	70.79144	100
Ballia	cd	Shrikant pur	Coverage		16/05/15	31/03/17	195.41	193.69	193.69000	172.57148	2.13068	174.70216	18.98784	18.98784	0.00000	18.98784	100
Ballia	2PD	Sisotar Diyara	NWQSM	As/F	12/05/15	31/03/18	479.65	428.59	428.59000	69.18200	4.00626	73.18826	238.12174	47.62000	95.25000	142.87000	70
Ballia	2PD	Surahiya Taluka	NWQSM	As/F	01/05/15	31/03/18	124.39	111.20	111.20000	61.50300	7.25409	68.75709	2.74291	0.55000	1.10000	1.65000	85
Ballia	cd	Takarsan	Coverage	As/F	22/10/14	31/03/17	193.7	172.37	172.37000	149.90567	0.00000	149.90567	22.46433	22.46433	0.00000	22.46433	100
Ballia	cd	Tengrahi	Coverage	As/F	10/05/18	31/03/17	163.28	146.04	146.04000	115.02000	26.19085	141.21085	4.82915	4.82915	0.00000	4.82915	100
Balrampur		Bangai	Coverage		01/03/16	31/03/19	203.83	181.93	181.93000	34.12774	36.03223	70.15997	111.77003	22.35000	44.71000	67.06000	75
Balrampur		Barahawa	Coverage		01/03/16	31/12/17	231.33	205.85	205.85000	56.46207	20.80431	77.26638	128.58362	25.72000	51.43000	77.15000	55
Balrampur		Bhojpur Tharu	Coverage		01/03/16	31/12/17	194.08	173.25	173.25000	24.41000	46.33865	70.74865	102.50135	20.50000	41.00000	61.50000	85
Balrampur		Bhusar Purai	Coverage		01/03/16	31/12/17	160.21	143.07	143.07000	14.95000	50.02649	64.97649	78.09351	15.62000	31.24000	46.86000	65
Balrampur		Deeh Soorat Sing	Coverage		01/01/15	31/12/18	153.65	137.22	137.22000	132.04702	3.70665	135.75367	1.46633	1.46633	0.00000	1.46633	100
Balrampur		Gulariha	Coverage		01/01/15	31/12/17	180.45	161.07	161.07000	153.30992	6.04552	159.35544	1.71456	1.71456	0.00000	1.71456	100
Balrampur		Itai Rampur	Coverage		01/12/13	31/12/16	1995.43	1773.71	1773.71000	1764.02000	9.11243	1773.13243	0.57757	0.57757	0.00000	0.57757	100
Balrampur		Kalwari	Coverage		01/01/15	31/12/18	197.57	176.41	176.41000	85.56000	39.19913	124.75913	51.65087	51.65087	0.00000	51.65087	100
Balrampur		Katkuiyan	Coverage		01/03/16	31/12/17	263.16	234.81	234.81000	57.20571	70.53139	127.73710	107.07290	21.41000	42.83000	64.24000	65
Balrampur		Khadgaura	Coverage		01/03/16	30/03/19	184.47	164.66	164.66000	17.20000	35.36949	52.56949	112.09051	22.42000	44.83000	67.25000	55
Balrampur		Lalpur	Coverage		01/03/16	31/03/19	155.59	138.96	138.96000	20.82000	62.26373	83.08373	55.87627	11.18000	22.35000	33.53000	65
Balrampur		LaukiKalam PWS	Coverage		01/06/14	31/12/18	221.27	196.68	196.68000	153.15000	14.43173	167.58173	29.09827	29.09827	0.00000	29.09827	100
Balrampur		Mangara Kohal	Coverage		01/01/15	31/12/18	329.53	294.23	294.23000	289.12000	5.08734	294.20734	0.02266	0.02266	0.00000	0.02266	100
Balrampur		Paraspur Kamda	Coverage		01/06/14	31/12/18	241.35	214.53	214.53000	169.39000	15.84299	185.23299	29.29701	29.29701	0.00000	29.29701	100
Balrampur		Sonpur	Coverage		01/01/15	31/12/17	260.04	231.90	231.90000	221.67000	4.70263	226.37263	5.52737	5.52737	0.00000	5.52737	100
Banda		Ballan	Coverage		01/04/16	31/03/18	453.68	404.71	404.71000	271.01000	27.96912	298.97912	105.73088	105.73088	0.00000	105.73088	100
Banda		Gudhankalan	Coverage		01/09/14	01/10/17	1187.46	1067.35	1067.35000	633.89944	212.37477	846.27421	221.07579	44.22000	88.43000	132.65000	81
Banda		Saandi	Coverage	SAGY	01/04/17	31/03/18	356.08	318.76	318.76000	147.99091	79.79176	227.78267	90.97733	18.20000	36.39000	54.59000	88
Barabanki		Barel	Coverage		01/04/16	30/03/18	1575.9	1406.20	1406.20000	161.60713	177.78677	339.39390	1066.80610	213.36000	426.72000	640.08000	30
Barabanki		Basari	Coverage		01/06/16	30/06/18	167.94	149.94	149.94000	88.06640	41.64534	129.71174	20.22826	20.22826	0.00000	20.22826	100
Barabanki		Bheria	Coverage		01/04/16	30/04/18	200.98	179.26	179.26000	80.23046	49.07682	129.30728	49.95272	9.99000	19.98000	29.97000	90
Barabanki		Bilkihiya	Coverage		01/04/16	31/03/18	160.61	143.36	143.36000	105.58674	11.95188	117.53862	25.82138	25.82138	0.00000	25.82138	100
Barabanki		Bindoura Dharti	Coverage		01/04/16	31/03/18	154.92	138.29	138.29000	76.59114	28.59856	105.18970	33.10030	33.10030	0.00000	33.10030	100
Barabanki		Bisunpur	Coverage		01/04/16	30/06/18	183.82	163.99	163.99000	82.69006	20.73607	103.42613	60.56387	12.11000	24.23000	36.34000	75
Barabanki		Budhnai	Coverage	SAGY	01/11/16	30/05/18	129.33	115.66	115.66000	74.76015	20.92459	95.68474	19.97526	19.97526	0.00000	19.97526	100
Barabanki		Chandra Sihali	Coverage		01/04/16	31/03/18	131.93	117.84	117.84000	61.07987	32.08635	93.16622	24.67378	24.67378	0.00000	24.67378	100
Barabanki		Chaubisi Water	Coverage		01/09/12	31/03/18	204.39	156.15	156.15000	142.67269	1.64584	144.31853	11.83147	11.83147	0.00000	11.83147	100
Barabanki		Dal Saray	Coverage		01/04/16	30/09/17	133.84	119.50	119.50000	115.00000	0.00000	115.00000	4.50000	4.50000	0.00000	4.50000	100
Barabanki		Durgapur Nauba	Coverage		01/04/16	30/06/18	172.59	153.99	153.99000	51.97932	22.62152	74.60084	79.38916	15.88000	31.75000	47.63000	75
Barabanki		Firojpur	Coverage		01/04/16	31/03/18	120.29	107.47	107.47000	52.42379	18.51172	70.93551	36.53449	36.53449	0.00000	36.53449	100
Barabanki		Harakka	Coverage		01/06/16	31/03/18	134.6	120.21	120.21000	80.25088	11.72180	91.97268	28.23732	28.23732	0.00000	28.23732	100
Barabanki		Hathoya	Coverage		01/04/16	30/06/18	117.98	105.42	105.42000	61.37671	24.15611	85.53282	19.88718	3.98000	7.95000	11.93000	90
Barabanki		Jagatpur	Coverage		01/04/16	31/03/18	104.67	93.57	93.57000	56.31525	24.34171	80.65696	12.91304	12.91304	0.00000	12.91304	100
Barabanki		Kanderwal Khur	Coverage		01/04/16	30/06/18	159.5	142.34	142.34000	72.52231	22.84023	95.36254	46.97746	46.97746	0.00000	46.97746	100
Barabanki		Kesrai	Coverage		01/04/16	30/06/18	136.14	121.58	121.58000	56.15891	38.58777	94.74668	26.83332	26.83332	0.00000	26.83332	100
Barabanki		Khaspariya	Coverage		01/06/15	30/06/18	244.89	218.52	218.52000	75.41004	42.84300	118.25304	100.26696	20.05000	40.11000	60.16000	70
Barabanki		Madhawa Jalalp	Coverage		01/04/16	31/03/18	127.64	114.02	114.02000	67.03346	31.22036	98.25382	15.76618	15.76618	0.00000	15.76618	100
Barabanki		Manjheetha	Coverage		01/06/15	30/04/18	141.69	126.70	126.70000	90.23724	20.56616	110.80340	15.89660	15.89660	0.00000	15.89660	100
Barabanki		Mudiyia Dih	Coverage		01/04/16	30/03/18	126.15	112.70	112.70000	106.82598	2.19189	109.01787	3.68213	3.68213	0.00000	3.68213	100
Barabanki		Musariha Salpur	Coverage		01/06/16	30/06/18	121.03	108.14	108.14000	69.86495	22.46337	92.32832	15.81168	15.81168	0.00000	15.81168	100




District	Divn	Scheme	Programme	Sub Prog	Start Date	Completion Date	Sanctioned cost	Work Cost	Received	Target -expenditure							
									from SWSM (Total Available)	Total Till 03/2019	2019-20	Total Release	Net to release	Feb-2020	Mar-2020	Total Feb March	Prog (%) 01/2020
1	2	3	4	7			10	11	12	14	15		19	20	21	22	23
Barabanki		Nadaupara	Coverage		01/06/16	30/05/18	119.26	106.56	106.56000	64.42956	23.25796	87.68752	18.87248	18.87248	0.00000	18.87248	100
Barabanki		Rampur Telyani	Coverage		01/04/16	31/03/18	124.72	111.43	111.43000	65.90596	29.20352	95.10948	16.32052	16.32052	0.00000	16.32052	100
Bareilly		Keyona Sadipur	Coverage		01/04/12	31/03/18	116.49	103.55	103.55000	99.72000	0.00000	99.72000	3.83000	3.83000	0.00000	3.83000	100
Bareilly		Khangawa Shyar	Coverage	As/F	01/04/14	31/03/18	309.00	275.77	275.77000	230.37000	6.32150	236.69150	39.07850	39.07850	0.00000	39.07850	100
Bareilly		Manauna	Coverage		31/03/15	31/12/19	366.76	327.65	327.65000	151.60713	66.61974	218.22687	109.42313	21.88000	43.77000	65.65000	95
Bareilly		Mohanpur	Coverage		31/03/15	31/12/19	668.35	595.99	595.99000	417.55442	71.21333	488.76775	107.22225	21.44000	42.89000	64.33000	95
Bareilly		Rahpura Jagir	Coverage	SAGY	01/04/16	31/03/19	200.42	179.12	179.12000	81.51000	59.67359	141.18359	37.93641	37.93641	0.00000	37.93641	100
Bareilly		Rondhi Mustakil	Coverage	SAGY	01/04/16	31/03/19	157.29	140.86	140.86000	78.27000	40.42223	118.69223	22.16777	22.16777	0.00000	22.16777	100
Bareilly		Shivpuri	Coverage		01/04/14	31/03/18	208.88	186.69	186.69000	174.49000	2.22677	176.71677	9.97323	9.97323	0.00000	9.97323	100
Bareilly		Sisona	Coverage	As/F	01/04/14	31/03/19	300.47	268.18	268.18000	224.90000	24.16949	249.06949	19.11051	19.11051	0.00000	19.11051	100
Bareilly		Tisua	Coverage		01/04/15	31/03/19	274.08	244.99	244.99000	194.46259	12.28194	206.74453	38.24547	38.24547	0.00000	38.24547	100
Basti		Behil GOV	EMWQ B		18/04/15	15/12/16	238.45	212.79	212.79000	203.91993	7.97419	211.89412	0.89588	0.89588	0.00000	0.89588	100
Basti		Bhaisahiya	EMWQ B		18/04/15	15/12/16	283.27	252.68	252.68000	247.68000	4.78931	252.46931	0.21069	0.21069	0.00000	0.21069	100
Basti		BICHHNAIYA PA	Coverage	As/F	15/02/14	15/09/15	110.95	98.62	98.62000	80.62000	4.12919	84.74919	13.87081	13.87081	0.00000	13.87081	100
Basti		DIWAKER PUR G	Coverage	As/F	15/07/14	15/09/15	129.05	114.71	114.71000	108.71000	0.00000	108.71000	6.00000	6.00000	0.00000	6.00000	100
Basti		Dubaula	EMWQ B		15/04/15	15/12/16	184.64	164.77	164.77000	162.86000	1.82431	164.68431	0.08569	0.08569	0.00000	0.08569	100
Basti		Gorkhar	EMWQ B		18/04/15	15/12/16	242.82	216.68	216.68000	198.68000	9.35452	208.03452	8.64548	8.64548	0.00000	8.64548	100
Basti		Gotwa	EMWQ B		18/04/15	15/12/16	328	292.48	292.48000	268.48000	18.38959	286.86959	5.61041	5.61041	0.00000	5.61041	100
Basti		Hardiya	EMWQ B		18/04/15	15/12/16	241.63	215.62	215.62000	204.43000	10.72105	215.15105	0.46895	0.46895	0.00000	0.46895	100
Basti		Karahpithiya W/	Coverage	As/F	15/02/14	15/09/15	193.93	173.07	173.07000	143.07000	14.51825	157.58825	15.48175	15.48175	0.00000	15.48175	100
Basti		Kharwaniya	EMWQ B		15/04/15	15/12/16	105.72	94.53	94.53000	88.53000	5.74821	94.27821	0.25179	0.25179	0.00000	0.25179	100
Basti		MAHDEO G.P. W	Coverage	As/F	04/07/14	15/09/15	129.27	114.91	114.91000	114.36000	0.50000	114.86000	0.05000	0.05000	0.00000	0.05000	100
Basti		Majhiyar PWS Sc	Coverage	As/F	15/07/14	15/09/15	121.14	107.68	107.68000	104.48000	2.98938	107.46938	0.21062	0.21062	0.00000	0.21062	100
Basti		MUDADIHA G.P.	Coverage	As/F	20/11/14	15/09/15	112.34	99.86	99.86000	94.86000	0.12036	94.98036	4.87964	4.87964	0.00000	4.87964	100
Basti		Pilkhaon	Coverage	As/F	10/04/15	10/12/16	122.31	109.34	109.34000	108.84000	0.00000	108.84000	0.50000	0.50000	0.00000	0.50000	100
Basti		Pitaut G.O.V.	EMWQ B		11/04/15	12/03/17	167.9	149.90	149.90000	140.90000	7.57489	148.47489	1.42511	1.42511	0.00000	1.42511	100
Basti		Sajahara	EMWQ B		15/04/15	15/12/15	145.1	129.58	129.58000	118.58000	10.31570	128.89570	0.68430	0.68430	0.00000	0.68430	100
Basti		Senduriya	EMWQ B		18/04/15	15/12/16	101.54	90.85	90.85000	78.15000	5.12437	83.27437	7.57563	7.57563	0.00000	7.57563	100
Basti		Tarijot	EMWQ B		09/10/14	15/09/15	278.23	248.08	248.08000	228.08000	11.28831	239.36831	8.71169	8.71169	0.00000	8.71169	100
Bijnor		Akhera GOV	Coverage		31/05/15	31/03/18	212.01	189.25	189.25000	119.73343	33.12993	152.86336	36.38664	7.28000	14.55000	21.83000	99
Bijnor		Anwarpur Chand	Coverage		31/05/17	31/08/19	129.71	116.16	116.16000	93.73805	18.41728	112.15533	4.00467	4.00467	0.00000	4.00467	100
Bijnor		Azimulla Nagar	Coverage		31/05/15	31/03/19	313.16	279.48	279.48000	166.82564	47.99435	214.81999	64.66001	64.66001	0.00000	64.66001	100
Bijnor		Badshahpur GOV	Coverage		31/05/15	31/12/19	381.71	340.29	340.29000	105.39194	84.51387	189.90581	150.38419	30.08000	60.15000	90.23000	95
Bijnor		Begampur Chayr	Coverage		31/05/15	30/09/19	131.76	118.12	118.12000	62.52822	16.18195	78.71017	39.40983	7.88000	15.77000	23.65000	95
Bijnor		Begrajpur	Coverage	SAGY	31/07/16	30/06/19	217.76	194.54	194.54000	111.16493	59.55703	170.72196	23.81804	23.81804	0.00000	23.81804	100
Bijnor		Bhawanipur Tarl	Coverage		31/05/15	31/03/18	142.12	126.96	126.96000	118.65945	4.83396	123.49341	3.46659	3.46659	0.00000	3.46659	100
Bijnor		Chitawar	Coverage		31/05/15	31/03/20	347.1	309.48	309.48000	70.01000	70.94733	140.95733	168.52267	33.70000	67.41000	101.11000	70
Bijnor		Dhampur Husair	Coverage		31/05/15	30/09/19	261.45	233.27	233.27000	69.77582	54.86598	124.64180	108.62820	108.62820	0.00000	108.62820	100
Bijnor		Fareedpur	Coverage		31/05/15	30/06/19	281.83	251.41	251.41000	154.84452	77.35294	232.19746	19.21254	19.21254	0.00000	19.21254	100
Bijnor		Guniyapur	Coverage		31/05/15	31/08/19	214.69	191.65	191.65000	93.53920	37.10637	130.64557	61.00443	61.00443	0.00000	61.00443	100
Bijnor		Harewla	Coverage		31/05/15	31/08/19	188.47	168.44	168.44000	90.99358	43.64608	134.63966	33.80034	33.80034	0.00000	33.80034	100
Bijnor		Hasanpur GOV	Coverage		31/05/15	31/08/19	228.38	203.96	203.96000	89.36584	16.27467	105.64051	98.31949	98.31949	0.00000	98.31949	100
Bijnor		Ibrahimpur Khar	Coverage		31/05/15	31/10/19	179.75	160.55	160.55000	52.15325	42.91827	95.07152	65.47848	65.47848	0.00000	65.47848	100
Bijnor		Imratpur GOV	Coverage		31/05/15	31/08/19	265.17	236.76	236.76000	204.53392	32.15300	236.68692	0.07308	0.07308	0.00000	0.07308	100
Bijnor		Islampur Bega G	Coverage		31/05/15	31/10/19	167.21	149.38	149.38000	47.56000	19.69398	67.25398	82.12602	16.43000	32.85000	49.28000	80
Bijnor		Jatpura GOV	Coverage		31/05/15	31/08/19	208.48	186.13	186.13000	134.73756	46.32324	181.06080	5.06920	5.06920	0.00000	5.06920	100
Bijnor		Jujhela	Coverage		31/05/15	31/08/19	137.38	122.84	122.84000	73.34992	17.99410	91.34402	31.49598	31.49598	0.00000	31.49598	100
Bijnor		Kadapur GOV	Coverage		31/05/15	31/03/18	126.46	113.03	113.03000	74.09503	29.36997	103.46500	9.56500	9.56500	0.00000	9.56500	100
Bijnor		Kamala GOV	Coverage		31/05/15	30/06/19	219.25	195.71	195.71000	95.88390	22.89483	118.77873	76.93127	76.93127	0.00000	76.93127	100
Bijnor		Kazampur	Coverage		31/05/15	30/09/20	269.32	240.26	240.26000	52.90000	22.63955	75.53955	164.72045	32.94000	65.89000	98.83000	75



District	Divn	Scheme	Programme	Sub Prog	Start Date	Completion Date	Sanctioned cost	Work Cost	Received			Target -expenditure				Prog (%) 01/2020	
									from SWSM (Total Available)	Total Till 03/2019	2019-20	Total Release	Net to release	Feb-2020	Mar-2020		Total Feb March
1	2	3	4	7			10	11	12	14	15	19	20	21	22	23	
Bijnor		Khajura Jat	Coverage		31/05/15	31/03/19	158.68	141.79	141.79000	78.60490	57.19078	135.79568	5.99432	5.99432	0.00000	5.99432	100
Bijnor		Khaleelpur	Coverage		31/05/15	30/09/19	284.63	253.91	253.91000	92.75165	73.82243	166.57408	87.33592	17.47000	34.93000	52.40000	85
Bijnor		Khetapur GOV	Coverage		31/05/15	30/06/19	151.99	135.84	135.84000	97.23618	16.68502	113.92120	21.91880	21.91880	0.00000	21.91880	100
Bijnor		Kumhera G.O.V	Coverage		31/05/15	31/03/19	182.66	163.14	163.14000	97.52793	37.56067	135.08860	28.05140	28.05140	0.00000	28.05140	100
Bijnor		Kunda Khurd PW	Coverage		31/08/14	31/03/17	218.11	194.53	194.53000	192.09514	0.80352	192.89866	1.63134	1.63134	0.00000	1.63134	100
Bijnor		Madhowala	Coverage		31/05/15	31/08/19	185.62	165.92	165.92000	125.05690	11.80349	136.86039	29.05961	29.05961	0.00000	29.05961	100
Bijnor		Mahawatpur GOV	Coverage		31/05/15	31/12/19	220.91	197.31	197.31000	71.91307	22.31182	94.22489	103.08511	103.08511	0.00000	103.08511	100
Bijnor		Mahmoodpur B	Coverage		31/05/15	31/12/19	220.51	196.84	196.84000	62.61656	63.96017	126.57673	70.26327	70.26327	0.00000	70.26327	100
Bijnor		Meghpur GOV	Coverage		31/05/15	31/10/19	287.75	256.87	256.87000	108.38495	29.32947	137.71442	119.15558	23.83000	47.66000	71.49000	95
Bijnor		Mewajat GOV	Coverage		31/05/15	31/03/18	317.75	283.42	283.42000	230.40145	17.88280	248.28425	35.13575	35.13575	0.00000	35.13575	100
Bijnor		Mohd.pur Deom	Coverage		31/05/15	31/12/19	611.84	545.72	545.72000	123.41428	92.78386	216.19814	329.52186	65.90000	131.81000	197.71000	85
Bijnor		Mozampur Jaitra	Coverage		30/09/14	31/03/18	500.49	444.88	444.88000	370.07732	42.03921	412.11653	32.76347	6.55000	13.11000	19.66000	99
Bijnor		Murtzapur GOV	Coverage		31/05/15	31/12/19	196.05	175.08	175.08000	35.40772	29.03472	64.44244	110.63756	22.13000	44.25000	66.38000	95
Bijnor		Mussepur Noor	Coverage		31/05/15	31/12/19	297.31	265.19	265.19000	55.55870	90.62324	146.18194	119.00806	23.80000	47.60000	71.40000	80
Bijnor		Mussepur Kotwa	Coverage		31/05/15	31/08/19	307.81	274.53	274.53000	141.66759	80.89920	222.56679	51.96321	51.96321	0.00000	51.96321	100
Bijnor		Pawti GOV	Coverage		31/05/15	31/03/18	328.23	292.70	292.70000	171.62195	47.80303	219.42498	73.27502	73.27502	0.00000	73.27502	100
Bijnor		Puranpur	Coverage		31/05/15	31/08/19	220.74	197.05	197.05000	110.65490	50.38245	161.03735	36.01265	7.20000	14.41000	21.61000	95
Bijnor		Rahmanpur GOV	Coverage		31/05/15	31/03/18	150.58	134.59	134.59000	102.06264	16.92829	118.99093	15.59907	15.59907	0.00000	15.59907	100
Bijnor		Shahpur Kheri G	Coverage		31/05/15	31/10/19	196.73	175.66	175.66000	86.59000	12.30237	98.89237	76.76763	76.76763	0.00000	76.76763	100
Bijnor		Shahpur Saidu	Coverage		31/05/15	31/12/19	215.55	192.43	192.43000	93.63513	28.39404	122.02917	70.40083	14.08000	28.16000	42.24000	75
Bijnor		Sikandarpur Bas	Coverage		31/05/15	30/06/19	288.71	257.53	257.53000	217.33204	25.55278	242.88482	14.64518	14.64518	0.00000	14.64518	100
Bijnor		Sultanpur Khas	Coverage		31/05/15	31/12/19	194.23	173.58	173.58000	80.37532	25.82486	106.20018	67.37982	67.37982	0.00000	67.37982	100
Bijnor		Taimoorpur Deo	Coverage		31/05/15	31/03/20	941.68	839.23	839.23000	242.90697	221.54754	464.45451	374.77549	74.96000	149.91000	224.87000	75
Bijnor		Tisotra	Coverage		31/05/15	31/08/19	374.28	333.69	333.69000	212.05264	83.88883	295.94147	37.74853	37.74853	0.00000	37.74853	100
Bijnor		Trilokpur GOV	Coverage		31/05/15	31/12/19	339.26	302.69	302.69000	73.24000	53.42020	126.66020	176.02980	35.21000	70.41000	105.62000	80
Bulandshahr		Ahmadgarh	Coverage		21/11/14	20/11/15	386.5	345.06	345.06000	326.53182	18.50855	345.04037	0.01963	0.01963	0.00000	0.01963	100
Bulandshahr		Amargarh	Coverage		30/06/15	29/06/17	319.38	284.78	284.78000	268.89000	0.00000	268.89000	15.89000	15.89000	0.00000	15.89000	100
Bulandshahr		Baral	Coverage		30/06/15	29/06/17	385.66	343.78	343.78000	332.82389	9.52759	342.35148	1.42852	1.42852	0.00000	1.42852	100
Bulandshahr		Bhopatpur	Coverage	SAGY	16/08/16	31/03/18	159.43	142.30	142.30000	129.23094	12.43708	141.66802	0.63198	0.63198	0.00000	0.63198	100
Bulandshahr		Chanderu	Coverage		10/05/15	09/08/16	347.91	310.17	310.17000	282.61000	14.09924	296.70924	13.46076	13.46076	0.00000	13.46076	100
Bulandshahr		Daulatpur	Coverage		02/06/15	01/06/18	459.81	410.27	410.27000	409.84027	0.00000	409.84027	0.42973	0.42973	0.00000	0.42973	100
Bulandshahr		Ismailpur W/S	Coverage		02/02/14	01/02/16	204.47	181.75	181.75000	153.43000	13.22954	166.65954	15.09046	15.09046	0.00000	15.09046	100
Bulandshahr		Mosamgarh	Coverage		10/05/15	09/03/16	163.59	146.01	146.01000	145.35252	0.00000	145.35252	0.65748	0.65748	0.00000	0.65748	100
Bulandshahr		Pala Kaser	Coverage		02/06/14	01/06/16	500.73	446.26	446.26000	385.22485	21.46531	406.69016	39.56984	39.56984	0.00000	39.56984	100
Bulandshahr		Tiyori Bujurg	Coverage		16/11/13	15/02/15	577.36	513.21	513.21000	488.14000	0.00000	488.14000	25.07000	25.07000	0.00000	25.07000	100
Chandauli		Bahadurpur	Coverage		27/04/15	26/12/18	419.29	374.13	374.13000	152.24268	148.33661	300.57929	73.55071	14.71000	29.42000	44.13000	99
Chandauli		Jarkhor Kala	Coverage	SAGY	01/09/16	03/12/18	209.25	186.68	186.68000	155.37946	28.18838	183.56784	3.11216	3.11216	0.00000	3.11216	100
Chandauli		Satpokhari	Coverage		09/04/15	08/12/18	463.17	413.69	413.69000	177.85000	112.51200	290.36200	123.32800	24.67000	49.33000	74.00000	90
Chitrakoot		Bargadh PWS Sc	Coverage		01/04/10	31/12/15	7345.77	6529.57	6529.57000	6456.08720	73.45677	6529.54397	0.02603	0.01000	0.01000	0.02000	99
Chitrakoot		Mau GOV	Coverage		01/03/12	31/12/16	17927.16	16046.68	16046.68000	12593.73385	533.35787	13127.09172	2919.58828	583.92000	1167.83000	1751.75000	99
Deoria		Ahirauli Lala	Coverage	As/F	01/05/14	31/10/15	152.94	136.59	136.59000	131.09000	1.53842	132.62842	3.96158	3.96158	0.00000	3.96158	100
Deoria		Ajaypura	EMWQ B		01/06/15	30/09/17	187.27	167.21	167.21000	131.95000	28.55376	160.50376	6.70624	6.70624	0.00000	6.70624	100
Deoria		Akuba	Coverage	As/F	01/05/14	31/10/15	120.44	107.17	107.17000	96.09000	8.02944	104.11944	3.05056	3.05056	0.00000	3.05056	100
Deoria		Arila	Coverage	As/F	01/05/14	31/10/15	137.13	122.53	122.53000	113.96000	0.96723	114.92723	7.60277	7.60277	0.00000	7.60277	100
Deoria		Baikunthpur	Coverage		01/03/15	30/09/17	186.73	166.75	166.75000	123.43978	41.93020	165.36998	1.38002	1.38002	0.00000	1.38002	100
Deoria		Baliywan	Coverage	As/F	01/05/14	31/10/15	106.15	94.95	94.95000	78.34000	1.47329	79.81329	15.13671	15.13671	0.00000	15.13671	100
Deoria		Baraipar	Coverage	As/F	31/05/14	31/10/15	95.3	85.30	85.30000	81.27000	0.88277	82.15277	3.14723	3.14723	0.00000	3.14723	100
Deoria		Bhagwanpur	Coverage	As/F	01/05/14	31/10/15	180.5	161.12	161.12000	151.68000	0.36870	152.04870	9.07130	9.07130	0.00000	9.07130	100
Deoria		Bhimpur	EMWQ B		01/03/15	30/09/17	131.97	117.93	117.93000	64.66276	25.48747	90.15023	27.77977	27.77977	0.00000	27.77977	100
Deoria		Birajmal	EMWQ B		01/03/15	30/09/17	130.79	116.85	116.85000	79.21000	1.82520	81.03520	35.81480	7.16000	14.33000	21.49000	70



District	Divn	Scheme	Programme	Sub Prog	Start Date	Completion Date	Sanctioned cost	Work Cost	Received		Target -expenditure			Prog (%)			
									from SWSM (Total Available)	Total Till 03/2019	2019-20	Total Release	Net to release		Feb-2020	Mar-2020	Total Feb March
1	2	3	4	7			10	11	12	14	15	19	20	21	22	23	
Deoria		Birwa	NWQSM	As/F	31/08/19	31/07/20	431.00	384.73	384.73000	0.00000	69.75430	69.75430	314.97570	63.00000	125.99000	188.99000	15
Deoria		Chainpur	EMWQ B		31/03/15	30/09/17	136.57	122.02	122.02000	56.08008	43.43539	99.51547	22.50453	4.50000	9.00000	13.50000	80
Deoria		chakara gosai	Coverage	As/F	01/05/14	31/03/17	134.47	119.66	119.66000	118.75000	0.00000	118.75000	0.91000	0.91000	0.00000	0.91000	100
Deoria		Chapia	Coverage	As/F	01/05/14	31/10/15	169.51	151.34	151.34000	131.46000	4.81225	136.27225	15.06775	15.06775	0.00000	15.06775	100
Deoria		Chaumukha	Coverage		01/03/15	30/09/17	93.42	83.59	83.59000	82.99000	0.00000	82.99000	0.60000	0.60000	0.00000	0.60000	100
Deoria		Deoria Khas	Coverage		01/03/15	30/09/17	257.03	229.32	229.32000	225.18000	0.97424	226.15424	3.16576	3.16576	0.00000	3.16576	100
Deoria		Devpar Birsingh	EMWQ B		01/06/15	30/09/17	144.95	129.54	129.54000	76.12874	24.90065	101.02939	28.51061	28.51061	0.00000	28.51061	100
Deoria		Dhanauti Rai	EMWQ B		31/03/15	30/09/17	103.47	92.54	92.54000	69.32489	13.88592	83.21081	9.32919	9.32919	0.00000	9.32919	100
Deoria		Diwan Pokhra	NWQSM	As/F	31/03/19	31/03/20	388.31	346.73	346.73000	91.23656	85.30299	176.53955	170.19045	34.04000	68.07000	102.11000	60
Deoria		Dogari Misra	Coverage	As/F	01/03/15	30/09/17	98.91	87.92	87.92000	79.57000	0.00000	79.57000	8.35000	8.35000	0.00000	8.35000	100
Deoria		Dullah Chhapara	EMWQ B		01/06/15	30/09/17	244.48	218.12	218.12000	176.13459	8.37029	184.50488	33.61512	33.61512	0.00000	33.61512	100
Deoria		Gaur Khas	EMWQ B		01/03/15	30/11/17	177.88	158.90	158.90000	133.66000	4.71445	138.37445	20.52555	20.52555	0.00000	20.52555	100
Deoria		Gaur Kothi	EMWQ B		01/03/15	30/09/17	332.08	296.72	296.72000	133.01839	83.82962	216.84801	79.87199	79.87199	0.00000	79.87199	100
Deoria		Ghuni Kund GOV	EMWQ B		01/03/15	30/09/17	218.65	195.04	195.04000	163.31000	12.16070	175.47070	19.56930	19.56930	0.00000	19.56930	100
Deoria		Gopwapur	Coverage	As/F	01/03/14	31/10/15	118.7	106.12	106.12000	102.71000	0.00000	102.71000	3.41000	3.41000	0.00000	3.41000	100
Deoria		Govindpur	Coverage	As/F	01/05/14	31/10/15	166.43	148.60	148.60000	132.09000	9.01870	141.10870	7.49130	7.49130	0.00000	7.49130	100
Deoria		Haraiya Basantp	EMWQ B		01/03/15	30/09/17	125.1	111.79	111.79000	94.42000	10.10893	104.52893	7.26107	7.26107	0.00000	7.26107	100
Deoria		Hirandapur	EMWQ B		01/03/15	30/09/17	166.57	148.72	148.72000	98.33458	14.70452	113.03910	35.68090	35.68090	0.00000	35.68090	100
Deoria		Isharu	Coverage	As/F	01/05/14	31/10/15	151.62	134.92	134.92000	121.12000	3.32504	124.44504	10.47496	10.47496	0.00000	10.47496	100
Deoria		Jigina Mishr	EMWQ B		01/06/15	31/03/18	179.06	159.90	159.90000	129.52891	21.08494	150.61385	9.28615	9.28615	0.00000	9.28615	100
Deoria		Jogatha	Coverage	As/F	01/05/14	30/09/17	131.54	117.55	117.55000	99.82000	0.17300	99.99300	17.55700	17.55700	0.00000	17.55700	100
Deoria		Kaprwari	C to QSM	SAGY	01/08/16	31/03/18	153.89	136.94	136.94000	55.11311	31.29309	86.40620	50.53380	50.53380	0.00000	50.53380	100
Deoria		Karjaha GOV	NWQSM	As/F	01/03/15	30/09/17	114.34	102.21	102.21000	91.78000	2.93630	94.71630	7.49370	7.49370	0.00000	7.49370	100
Deoria		Karmajitpur	EMWQ B		01/06/15	30/09/17	463.8	413.77	413.77000	239.03984	57.14080	296.18064	117.58936	23.52000	47.03000	70.55000	80
Deoria		Karmel GOV	EMWQ B		01/03/15	30/09/16	304.92	271.94	271.94000	189.42093	21.89245	211.31338	60.62662	60.62662	0.00000	60.62662	100
Deoria		Kasali	Coverage	As/F	01/05/14	31/10/15	121.54	108.15	108.15000	103.06000	0.00000	103.06000	5.09000	5.09000	0.00000	5.09000	100
Deoria		Katarari	Coverage		01/03/15	31/03/17	138.76	123.94	123.94000	37.31016	24.92282	62.23298	61.70702	12.34000	24.68000	37.02000	85
Deoria		Kataura	EMWQ B		01/06/15	31/03/17	258.14	230.31	230.31000	156.23340	24.81814	181.05154	49.25846	49.25846	0.00000	49.25846	100
Deoria		Kausad PWS Sch	Coverage	As/F	01/03/15	31/03/17	108.42	96.37	96.37000	84.42000	0.00000	84.42000	11.95000	11.95000	0.00000	11.95000	100
Deoria		Khairatiya GOV	EMWQ B		01/03/15	31/03/17	280.56	250.26	250.26000	213.46000	1.89896	215.35896	34.90104	34.90104	0.00000	34.90104	100
Deoria		Khurdhar Khor	EMWQ B		01/03/15	31/03/17	142.43	127.24	127.24000	90.11000	14.97860	105.08860	22.15140	22.15140	0.00000	22.15140	100
Deoria		Kodara	Coverage	As/F	01/05/14	31/03/16	108.9	97.40	97.40000	93.92000	1.91690	95.83690	1.56310	1.56310	0.00000	1.56310	100
Deoria		Kunwar Bakhara	EMWQ B		01/06/15	31/03/17	302.58	269.85	269.85000	180.65625	32.55945	213.21570	56.63430	56.63430	0.00000	56.63430	100
Deoria		Madanchak	EMWQ B		01/06/15	31/03/17	144.57	129.12	129.12000	89.04000	8.96053	98.00053	31.11947	31.11947	0.00000	31.11947	100
Deoria		Madhopur	EMWQ B		01/03/15	31/03/17	222.24	198.35	198.35000	144.60000	7.09315	151.69315	46.65685	46.65685	0.00000	46.65685	100
Deoria		Madhopur PWS	Coverage	As/F	01/03/15	31/03/17	98.48	87.54	87.54000	76.16000	4.47387	80.63387	6.90613	6.90613	0.00000	6.90613	100
Deoria		Maharajganj	EMWQ B		01/03/15	31/03/17	233.03	207.97	207.97000	129.40000	31.05908	160.45908	47.51092	47.51092	0.00000	47.51092	100
Deoria		Mahuie Sangran	EMWQ B		01/03/15	31/03/17	335.61	299.24	299.24000	193.86608	51.28652	245.15260	54.08740	54.08740	0.00000	54.08740	100
Deoria		Mahuja	EMWQ B		01/03/15	31/03/17	113.05	101.06	101.06000	80.88659	13.80227	94.68886	6.37114	6.37114	0.00000	6.37114	100
Deoria		Mahuwa	EMWQ B		01/03/15	30/09/17	118.09	105.58	105.58000	67.69330	13.08906	80.78236	24.79764	24.79764	0.00000	24.79764	100
Deoria		Malkauli	Coverage		01/03/15	30/09/17	100.46	89.86	89.86000	61.41754	14.92103	76.33857	13.52143	13.52143	0.00000	13.52143	100
Deoria		Malkauli [Sal]	EMWQ B		01/03/15	30/09/17	130.24	116.39	116.39000	103.44000	2.93619	106.37619	10.01381	10.01381	0.00000	10.01381	100
Deoria		Manihari	EMWQ B		01/03/15	31/03/17	159.01	142.00	142.00000	112.26237	5.57600	117.83837	24.16163	24.16163	0.00000	24.16163	100
Deoria		Marhava GOV	EMWQ B		01/03/15	31/03/17	242.43	216.32	216.32000	192.22000	0.00000	192.22000	24.10000	24.10000	0.00000	24.10000	100
Deoria		Markara GOV	EMWQ B		01/03/15	31/03/17	191.13	170.67	170.67000	152.66000	0.97059	153.63059	17.03941	17.03941	0.00000	17.03941	100
Deoria		Mehrauna	Coverage	As/F	05/05/14	31/10/15	124.46	111.25	111.25000	100.11000	0.48552	100.59552	10.65448	10.65448	0.00000	10.65448	100
Deoria		Mundera Lala	Coverage	As/F	01/05/14	31/10/15	129.91	116.10	116.10000	99.41000	11.08056	110.49056	5.60944	5.60944	0.00000	5.60944	100
Deoria		Narainpur	Coverage		01/06/14	31/03/17	166.66	148.77	148.77000	107.37663	22.90543	130.28206	18.48794	18.48794	0.00000	18.48794	100
Deoria		Nema	Coverage	As/F	01/05/14	31/03/17	117.68	105.22	105.22000	95.03000	1.41106	96.44106	8.77894	8.77894	0.00000	8.77894	100
Deoria		Netwar	B to QSM		01/06/15	31/03/17	204.3	182.36	182.36000	85.89207	32.35640	118.24847	64.11153	64.11153	0.00000	64.11153	100




District	Divn	Scheme	Programme	Sub Prog	Start Date	Completion Date	Sanctioned cost	Work Cost	Received		Total Release	Net to release	Target -expenditure			Prog (%) 01/2020	
									from SWSM (Total Available)	Total Till 03/2019			2019-20	Feb-2020	Mar-2020		Total Feb March
1	2	3	4	7			10	11	12	14	15	19	20	21	22	23	
Deoria		Pakaha	C to QSM		01/10/14	31/03/17	497.85	443.63	443.63000	123.70563	146.69565	270.40128	173.22872	34.65000	69.29000	103.94000	99
Deoria		Pandeypur	NWQSM	As/F	28/02/19	30/04/20	113.53	113.53	113.53000	16.49787	26.64807	43.14594	70.38406	14.08000	28.15000	42.23000	65
Deoria		Panika	Coverage	As/F	01/05/14	31/03/16	108.32	96.39	96.39000	85.79000	0.00000	85.79000	10.60000	10.60000	0.00000	10.60000	100
Deoria		Paras Khand	EMWQ B		01/03/15	31/03/17	189.37	169.12	169.12000	149.79000	1.12528	150.91528	18.20472	18.20472	0.00000	18.20472	100
Deoria		Parisiya	EMWQ B		01/06/15	31/03/17	218.43	194.96	194.96000	93.83460	31.40174	125.23634	69.72366	13.94000	27.89000	41.83000	80
Deoria		Phulwariya	EMWQ B		01/06/15	31/03/17	155.43	138.78	138.78000	91.42262	27.03185	118.45447	20.32553	20.32553	0.00000	20.32553	100
Deoria		Pidra	Coverage	As/F	01/05/14	31/10/15	104.85	93.80	93.80000	89.56000	1.96143	91.52143	2.27857	2.27857	0.00000	2.27857	100
Deoria		Pipra Daula kada	Coverage	As/F	01/05/14	31/10/15	179.93	160.61	160.61000	144.19000	0.00000	144.19000	16.42000	16.42000	0.00000	16.42000	100
Deoria		Pipramadhar	Coverage	As/F	01/05/14	31/03/17	124.13	110.46	110.46000	102.73000	0.91297	103.64297	6.81703	6.81703	0.00000	6.81703	100
Deoria		Pyasee	EMWQ B		01/03/15	31/03/17	192.12	171.46	171.46000	113.40423	29.34269	142.74692	28.71308	28.71308	0.00000	28.71308	100
Deoria		Raishree	EMWQ B		01/06/15	31/03/17	375.66	335.33	335.33000	240.80000	37.07871	277.87871	57.45129	11.49000	22.98000	34.47000	75
Deoria		Rajwal	EMWQ B		01/03/15	31/03/17	136.02	121.51	121.51000	107.02928	0.00000	107.02928	14.48072	14.48072	0.00000	14.48072	100
Deoria		Raksa	Coverage	As/F	01/05/14	31/03/17	140.57	125.58	125.58000	100.07000	20.26761	120.33761	5.24239	5.24239	0.00000	5.24239	100
Deoria		Rampur Bachha	EMWQ B		01/03/15	31/03/17	118.69	106.08	106.08000	87.77000	14.03722	101.80722	4.27278	4.27278	0.00000	4.27278	100
Deoria		Rampur Bujurg	EMWQ B		01/03/15	31/03/18	114.37	102.27	102.27000	89.29000	4.80748	94.09748	8.17252	8.17252	0.00000	8.17252	100
Deoria		Rampur Heeram	EMWQ B		01/03/15	31/03/17	278.8	248.59	248.59000	209.71000	12.09656	221.80656	26.78344	26.78344	0.00000	26.78344	100
Deoria		Ropan chapara	Coverage	As/F	01/05/14	31/03/17	145.31	129.80	129.80000	107.69000	3.68488	111.37488	18.42512	18.42512	0.00000	18.42512	100
Deoria		Sakra par	Coverage	As/F	01/05/14	31/03/17	134.54	120.22	120.22000	113.22000	1.96234	115.18234	5.03766	5.03766	0.00000	5.03766	100
Deoria		Sakra par bujurg	Coverage	As/F	01/05/14	31/03/17	104.8	93.75	93.75000	76.47000	0.97955	77.44955	16.30045	16.30045	0.00000	16.30045	100
Deoria		Shahpur Praini	EMWQ B		01/06/15	31/03/17	300.06	267.69	267.69000	210.09676	20.51583	230.61259	37.07741	37.07741	0.00000	37.07741	100
Deoria		Sukwa	EMWQ B		01/06/15	31/03/17	135.16	120.74	120.74000	89.37000	22.51123	111.88123	8.85877	8.85877	0.00000	8.85877	100
Deoria		Tilauli GOV	EMWQ B		01/03/15	31/03/17	194	173.11	173.11000	144.92000	4.13910	149.05910	24.05090	24.05090	0.00000	24.05090	100
Deoria		Vikrampur Bans	EMWQ B		01/03/15	31/03/17	127.4	113.86	113.86000	84.65874	15.36398	100.02272	13.83728	13.83728	0.00000	13.83728	100
Deoria		Vinayak GOV	EMWQ B		01/03/15	31/03/17	295.3	263.37	263.37000	198.81000	6.84974	205.65974	57.71026	57.71026	0.00000	57.71026	100
Etah		Amroli Ratanpur	Coverage	SAGY	01/10/16	30/03/18	193.58	173.19	173.19000	141.84680	0.00000	141.84680	31.34320	31.34320	0.00000	31.34320	100
Etah		Barai	Coverage		01/12/15	31/03/19	660.28	589.25	589.25000	370.94677	90.76887	461.71564	127.53436	127.53436	0.00000	127.53436	100
Etah		Jaithara Dehat	Coverage		02/07/14	03/12/15	772.96	690.18	690.18000	598.03000	0.41608	598.44608	91.73392	91.73392	0.00000	91.73392	100
Etah		Kosma	Coverage		01/06/17	30/09/18	153.27	137.03	137.03000	107.22753	24.36100	131.58853	5.44147	5.44147	0.00000	5.44147	100
Etah		Pilkhatra	Coverage	SAGY	01/12/16	31/03/18	139.88	125.00	125.00000	112.52000	0.00000	112.52000	12.48000	12.48000	0.00000	12.48000	100
Etawah		Kadua Gopalpur	Coverage		01/09/14	31/12/16	86.68	77.64	77.64000	66.97000	10.58688	77.55688	0.08312	0.08312	0.00000	0.08312	100
Etawah		Mahewa	Coverage	SAGY	01/09/16	30/09/17	307.96	275.67	275.67000	190.68064	69.97548	260.65612	15.01388	15.01388	0.00000	15.01388	100
Etawah		Medhi Dudhi	Coverage		01/02/16	31/01/17	255.47	227.94	227.94000	197.13534	10.60316	207.73850	20.20150	20.20150	0.00000	20.20150	100
Ayodhya		Barawan	Coverage	SAGY	09/06/16	08/12/17	198.48	177.27	177.27000	142.66000	20.85571	163.51571	12.97429	12.97429	0.00000	12.97429	100
Ayodhya		Pikhawan	Coverage		05/11/14	31/03/18	385.53	342.69	342.69000	286.50803	9.35555	295.86358	43.44642	8.69000	17.38000	26.07000	75
Ayodhya		Saidpur	Coverage		04/04/15	05/04/17	488.81	434.50	434.50000	328.10888	36.00952	364.11840	70.28160	14.06000	28.11000	42.17000	87
Ayodhya		Tindauli	Coverage	SAGY	08/06/16	07/12/17	171.89	153.72	153.72000	134.72105	8.51118	143.23223	8.60777	8.60777	0.00000	8.60777	100
Farrukhabad		Ajmatpur	Coverage		01/05/15	30/04/17	212.83	189.89	189.89000	158.87098	11.15213	170.02311	19.86689	19.86689	0.00000	19.86689	100
Farrukhabad		Amilpur-Ramanr	Coverage		01/05/15	30/11/16	172.93	154.38	154.38000	136.18000	0.46620	136.64620	17.73380	17.73380	0.00000	17.73380	100
Farrukhabad		Balipatti Ranigad	Coverage	As/F	25/11/14	30/06/16	156.25	139.04	139.04000	105.91753	4.72217	110.63970	28.40030	28.40030	0.00000	28.40030	100
Farrukhabad		Bara Keshav	Coverage		01/05/15	30/04/17	310.94	277.69	277.69000	248.64000	0.00000	248.64000	29.05000	29.05000	0.00000	29.05000	100
Farrukhabad		Bharehepur	Coverage		01/05/15	30/11/16	113.7	101.67	101.67000	30.02000	34.03641	64.05641	37.61359	7.52000	15.05000	22.57000	90
Farrukhabad		Gangoli	Coverage	As/F	01/11/14	30/06/16	162.33	144.45	144.45000	125.25000	6.04836	131.29836	13.15164	13.15164	0.00000	13.15164	100
Farrukhabad		Goojarpur pama	Coverage	As/F	01/11/14	30/06/16	126.28	112.37	112.37000	88.81127	5.64009	94.45136	17.91864	17.91864	0.00000	17.91864	100
Farrukhabad		Hamirpur Somva	Coverage		01/05/15	30/11/16	144.05	128.68	128.68000	41.04000	126.37873	111.73863	16.94137	3.39000	6.77000	10.16000	85
Farrukhabad		Harkampur	Coverage		01/05/15	30/11/16	185.49	165.56	165.56000	151.36000	0.00000	151.36000	14.20000	14.20000	0.00000	14.20000	100
Farrukhabad		Hathipur	Coverage		25/05/15	30/11/16	123.36	110.27	110.27000	79.66000	11.65703	91.31703	18.95297	18.95297	0.00000	18.95297	100
Farrukhabad		Jithauli	Coverage		01/05/15	30/11/16	111.49	99.71	99.71000	80.42000	3.38985	83.80985	15.90015	15.90015	0.00000	15.90015	100
Farrukhabad		Kadhar	Coverage		01/05/15	30/11/16	107.96	96.53	96.53000	82.50000	6.44511	88.94511	7.58489	7.58489	0.00000	7.58489	100
Farrukhabad		Kankapur Tera K	Coverage		01/05/15	30/11/16	149.46	133.50	133.50000	73.09165	7.30862	80.40027	53.09973	53.09973	0.00000	53.09973	100
Farrukhabad		Kuberpur Ghat	Coverage	As/F	25/11/14	30/06/16	179.18	159.45	159.45000	138.30834	2.35471	140.66305	18.78695	18.78695	0.00000	18.78695	100




District	Divn	Scheme	Programme	Sub Prog	Start Date	Completion Date	Sanctioned cost	Work Cost	Received				Target -expenditure				Prog (%)
									from SWSM (Total Available)	Total Till 03/2019	2019-20	Total Release	Net to release	Feb-2020	Mar-2020	Total Feb March	
1	2	3	4	7			10	11	12	14	15		19	20	21	22	23
Farrukhabad		Madhopur	Coverage		01/05/15	30/04/17	234.04	208.76	208.76000	106.49060	9.65667	116.14727	92.61273	18.52000	37.05000	55.57000	88
Farrukhabad		Pithnapur	Coverage		01/05/15	30/12/17	405.41	361.26	361.26000	144.12000	20.18750	164.30750	196.95250	39.39000	78.78000	118.17000	76
Fatehpur		Amouli GOV	Coverage		04/04/15	31/03/18	1142.23	1018.66	1018.66000	676.40234	110.80396	787.20630	231.45370	231.45370	0.00000	231.45370	100
Fatehpur		Chak Rasoolpur	Coverage		01/10/14	31/03/18	138.68	123.88	123.88000	62.60932	37.76647	100.37579	23.50421	23.50421	0.00000	23.50421	100
Fatehpur		Chaksaran	Coverage		01/07/15	31/03/16	92.39	82.69	82.69000	74.28848	2.69970	76.98818	5.70182	5.70182	0.00000	5.70182	100
Fatehpur		Gaidhimau	Coverage	As/F	01/10/14	31/03/17	71.76	64.36	64.36000	50.42933	0.00000	50.42933	13.93067	13.93067	0.00000	13.93067	100
Fatehpur		Gazipur	Coverage		01/10/14	31/03/18	886.13	789.63	789.63000	558.44915	23.56926	582.01841	207.61159	207.61159	0.00000	207.61159	100
Fatehpur		Ghuri	Coverage		01/04/15	31/03/17	116.53	104.16	104.16000	93.77248	4.66146	98.43394	5.72606	5.72606	0.00000	5.72606	100
Fatehpur		Godhrouli	Coverage		01/07/15	31/03/18	215.54	192.41	192.41000	120.12869	31.08523	151.21392	41.19608	41.19608	0.00000	41.19608	100
Fatehpur		Gyaspur	Coverage		01/04/15	31/03/18	102.37	91.55	91.55000	80.84469	3.42200	84.26669	7.28331	7.28331	0.00000	7.28331	100
Fatehpur		Jafrabad	Coverage		01/10/14	31/03/16	507.38	452.60	452.60000	415.34830	0.00000	415.34830	37.25170	37.25170	0.00000	37.25170	100
Fatehpur		Jajraha	Coverage		01/04/15	31/03/16	108.45	96.95	96.95000	86.20144	0.00000	86.20144	10.74856	10.74856	0.00000	10.74856	100
Fatehpur		Jarouli	Coverage		01/07/15	31/12/17	350.73	312.70	312.70000	208.34877	0.00000	208.34877	104.35123	104.35123	0.00000	104.35123	100
Fatehpur		Karanpur	Coverage	As/F	01/10/14	31/03/16	67.59	60.65	60.65000	51.36148	3.33890	54.70038	5.94962	5.94962	0.00000	5.94962	100
Fatehpur		Kaunder	Coverage		01/07/15	31/12/17	388.79	346.57	346.57000	295.80656	6.52393	302.33049	44.23951	44.23951	0.00000	44.23951	100
Fatehpur		Kotiya	Coverage		01/07/15	31/03/18	291.3	260.32	260.32000	31.72520	18.01263	49.73783	210.58217	42.12000	84.23000	126.35000	20
Fatehpur		Matinpur	Coverage		01/07/15	31/03/16	128.24	114.59	114.59000	100.56350	0.00000	100.56350	14.02650	14.02650	0.00000	14.02650	100
Fatehpur		Padri	Coverage		01/07/15	31/12/17	85.9	76.90	76.90000	64.23645	3.42200	67.65845	9.24155	9.24155	0.00000	9.24155	100
Fatehpur		Parsedha	Coverage	SAGY	01/09/16	31/03/18	155.77	139.18	139.18000	131.51957	6.49856	138.01813	1.16187	1.16187	0.00000	1.16187	100
Fatehpur		Rampur	Coverage		15/10/14	31/03/17	173.63	154.98	154.98000	97.73515	0.00000	97.73515	57.24485	57.24485	0.00000	57.24485	100
Fatehpur		Shah	Coverage		01/07/15	31/03/18	768.35	683.88	683.88000	545.50503	1.49880	547.00383	136.87617	136.87617	0.00000	136.87617	100
Firozabad		Fatehpur Kaitina	Coverage		27/07/18	26/07/18	89.22	79.31	79.31000	20.09594	8.46825	28.56419	50.74581	10.15000	20.30000	30.45000	34
Firozabad		Kotla	Coverage		28/07/18	27/07/18	275.13	246.34	246.34000	204.33673	29.34212	233.67885	12.66115	12.66115	0.00000	12.66115	100
Gautambudh Nagar		Bambawar	Coverage		28/01/15	27/07/16	226.6	202.16	202.16000	122.58167	34.16145	156.74312	45.41688	45.41688	0.00000	45.41688	100
Gautambudh Nagar		Bisahara PWS	Coverage		01/09/15	31/08/16	230.88	205.23	205.23000	167.84371	27.72574	195.56945	9.66055	9.66055	0.00000	9.66055	100
Gautambudh Nagar		Dayanatpur	Coverage		01/04/16	30/09/17	15.44	13.74	13.74000	13.27555	0.00000	13.27555	0.46445	0.46445	0.00000	0.46445	100
Gautambudh Nagar		Falaidda Bangar	Coverage		14/07/15	13/01/17	268.42	240.14	240.14000	91.92383	23.63639	115.56022	124.57978	124.57978	0.00000	124.57978	100
Gautambudh Nagar		Loharli (Reorg.)	Coverage	SAGY	30/11/16	29/05/18	208.15	185.77	185.77000	62.28304	34.19220	96.47524	89.29476	17.86000	35.72000	53.58000	95
Gautambudh Nagar		Mehandi Pur Bar	Coverage	As/F	01/06/14	31/12/15	196.55	175.45	175.45000	159.66000	0.20530	159.86530	15.58470	15.58470	0.00000	15.58470	100
Gautambudh Nagar		Mirzapur	Coverage		14/07/15	13/01/17	239.82	214.16	214.16000	149.53000	0.00000	149.53000	64.63000	64.63000	0.00000	64.63000	100
Gautambudh Nagar		Nimka	Coverage	SAGY	03/08/16	02/08/17	247.34	220.63	220.63000	132.78640	11.30865	144.09505	76.53495	76.53495	0.00000	76.53495	100
Ghaziabad		Alipur PWS Sche	Coverage		03/09/14	31/03/15	104.91	93.66	93.66000	77.06000	4.44906	81.50906	12.15094	12.15094	0.00000	12.15094	100
Ghaziabad		Banthala	Coverage		03/06/14	31/03/16	361.64	321.81	321.81000	260.83000	16.67487	277.50487	44.30513	44.30513	0.00000	44.30513	100
Ghaziabad		Dasna Dea 1 PW	Coverage		01/01/14	30/09/15	462.98	412.00	412.00000	402.08000	0.00000	402.08000	9.92000	9.92000	0.00000	9.92000	100
Ghaziabad		Dasna Dehat Par	Coverage		06/05/15	31/05/17	954.39	851.79	851.79000	350.03057	34.76276	384.79333	466.99667	466.99667	0.00000	466.99667	100
Ghaziabad		Elaichipur	Coverage		02/03/15	30/06/16	660.45	589.29	589.29000	466.85000	0.00000	466.85000	122.44000	24.49000	48.97000	73.46000	90
Ghaziabad		Mandola	Coverage		01/07/14	31/03/16	285.01	253.34	253.34000	237.27000	11.74986	249.01986	4.32014	4.32014	0.00000	4.32014	100
Ghaziabad		Meerpur Hindu	Coverage	SAGY	03/05/16	30/06/17	175.63	156.88	156.88000	99.85000	14.92381	114.77381	42.10619	42.10619	0.00000	42.10619	100
Ghaziabad		Mukeempur	Coverage		01/07/15	31/07/16	231.59	206.49	206.49000	119.87317	65.51272	185.38589	21.10411	21.10411	0.00000	21.10411	100
Ghaziabad		Noorpur	Coverage		02/03/15	31/12/15	155.12	138.49	138.49000	125.20000	0.00000	125.20000	13.29000	13.29000	0.00000	13.29000	100
Ghazipur	3MD	Baruin	Coverage		31/05/15	31/03/17	268.36	240.04	240.04000	48.30000	74.71847	123.01847	117.02153	23.40000	46.81000	70.21000	48
Ghazipur	2CD	Dullahpur	Coverage	SAGY	08/08/16	31/08/17	246.61	220.34	220.34000	80.50163	64.10690	144.60853	75.73147	15.15000	30.29000	45.44000	85
Ghazipur	3MD	Kalupur	Coverage		31/05/15	31/03/17	105.74	94.58	94.58000	7.50000	43.21607	50.71607	43.86393	8.77000	17.55000	26.32000	32
Ghazipur	3MD	Kalyanpur	Coverage		31/05/15	31/03/17	162.71	145.36	145.36000	11.52000	26.27669	37.79669	107.56331	21.51000	43.03000	64.54000	25
Ghazipur	3MD	Phulli	Coverage		31/05/15	31/03/17	498.81	445.29	445.29000	60.26000	164.21764	224.47764	220.81236	44.16000	88.33000	132.49000	65
Ghazipur	3MD	Rakasaha	Coverage		20/11/14	31/03/17	333.41	297.67	297.67000	90.89000	39.47802	130.36802	167.30198	33.46000	66.92000	100.38000	65
Gonda		Akauni	Coverage		01/03/16	31/03/18	184.2	164.59	164.59000	22.86000	74.59867	97.45867	67.13133	13.43000	26.85000	40.28000	60
Gonda		Akbarpur	Coverage		01/03/16	31/03/18	155.57	139.14	139.14000	68.37093	12.78020	81.15113	57.98887	11.60000	23.19000	34.79000	65
Gonda		Amdahi	Coverage		01/03/16	31/08/18	391.5	349.63	349.63000	94.89306	242.16384	337.05690	12.97310	2.51000	5.03000	7.54000	65
Gonda		Amdoha	Coverage		01/03/16	31/03/18	120.46	107.79	107.79000	55.51128	25.49692	81.00820	26.78180	5.36000	10.71000	16.07000	65




District	Divn	Scheme	Programme	Sub Prog	Start Date	Completion Date	Sanctioned cost	Work Cost	Received	Target -expenditure				Prog (%)			
									from SWSM (Total Available)	Total Till 03/2019	2019-20	Total Release	Net to release		Feb-2020	Mar-2020	Total Feb March
1	2	3	4	7			10	11	12	14	15		19	20	21	22	23
Gonda		Balapur	Coverage		01/08/16	31/08/18	139.85	125.63	125.63000	5.34000	28.80780	34.14780	91.48220	18.30000	36.59000	54.89000	25
Gonda		Behra Chaubey	Coverage		01/03/16	31/03/18	101.58	90.95	90.95000	88.03671	2.00856	90.04527	0.90473	0.90473	0.00000	0.90473	100
Gonda		Benia	EMWQ B		01/03/16	31/03/18	130.55	116.70	116.70000	83.31000	7.31961	90.62961	26.07039	26.07039	0.00000	26.07039	100
Gonda		Bhikharipur kala	Coverage	As/F	01/05/14	31/03/16	327.97	292.42	292.42000	246.77000	4.52711	251.29711	41.12289	41.12289	0.00000	41.12289	100
Gonda		Bhitaura	Coverage		01/03/16	31/08/18	316.86	282.63	282.63000	26.19732	82.63489	108.83221	173.79779	34.76000	69.52000	104.28000	35
Gonda		Bhiti Patkhauri	Coverage		01/03/16	31/08/18	123.71	110.93	110.93000	1.44200	33.25076	34.69276	76.23724	15.25000	30.49000	45.74000	40
Gonda		bishnoharpur	Coverage	As/F	01/02/14	31/03/16	152.05	135.16	135.16000	96.89000	0.00000	96.89000	38.27000	38.27000	0.00000	38.27000	100
Gonda		Chak Shivaraha	Coverage		01/03/16	31/03/18	174.49	155.84	155.84000	30.78611	7.79634	38.58245	117.25755	23.45000	46.90000	70.35000	45
Gonda		Chandipur	Coverage		01/03/16	31/03/18	140.78	125.77	125.77000	96.36615	14.80271	111.16886	14.60114	2.92000	5.84000	8.76000	89
Gonda		Chandpur	Coverage		01/08/16	31/07/18	227.82	202.51	202.51000	133.37000	35.22677	168.59677	33.91323	6.78000	13.57000	20.35000	78
Gonda		Chaur Harsopatt	Coverage		01/03/16	31/03/18	101.03	90.43	90.43000	24.40133	4.69687	29.09820	61.33180	12.27000	24.53000	36.80000	55
Gonda		chowkhadhiya	Coverage	As/F	01/02/14	31/03/15	182.05	161.82	161.82000	151.92000	0.00000	151.92000	9.90000	9.90000	0.00000	9.90000	100
Gonda		Dariyapur Harde	Coverage		01/03/16	31/08/18	130.53	116.86	116.86000	34.94426	3.68469	38.62895	78.23105	15.65000	31.29000	46.94000	55
Gonda		Dasiyapur	Coverage		01/03/16	31/03/18	134.04	119.84	119.84000	44.14200	5.09975	49.24175	70.59825	14.12000	28.24000	42.36000	61
Gonda		Dehras	EMWQ B		01/03/16	31/03/18	590.47	526.64	526.64000	156.95366	183.49779	340.45145	186.18855	37.24000	74.47000	111.71000	92
Gonda		Didisiya Kalan	EMWQ B		01/03/16	31/03/18	235.83	210.45	210.45000	111.26000	11.69698	122.95698	87.49302	17.50000	35.00000	52.50000	52
Gonda		Dullapur	Coverage	As/F	01/02/14	31/03/15	267.16	237.48	237.48000	205.90000	0.00000	205.90000	31.58000	31.58000	0.00000	31.58000	100
Gonda		Durgaganj	Coverage		01/08/16	31/08/18	163.44	146.69	146.69000	17.65886	87.77420	105.43306	41.25694	8.25000	16.50000	24.75000	43
Gonda		Duttanagar	Coverage		01/03/16	31/12/17	113.41	101.37	101.37000	68.57000	19.78757	88.35757	13.01243	13.01243	0.00000	13.01243	100
Gonda		Firojpur	Coverage		01/03/16	31/08/18	231.72	206.96	206.96000	40.79000	14.56383	55.35383	151.60617	30.32000	60.64000	90.96000	55
Gonda		Gangrauli	Coverage		01/03/16	31/03/18	263.61	235.21	235.21000	52.52000	75.28018	127.80018	107.40982	21.48000	42.97000	64.45000	60
Gonda		Gaurawa Kala	EMWQ B		01/08/16	31/08/18	159.02	142.10	142.10000	0.00000	7.42603	7.42603	134.67397	26.93000	53.87000	80.80000	10
Gonda		Gokula	Coverage		31/03/16	31/03/18	134.5	120.25	120.25000	75.08348	6.06219	81.14567	39.10433	7.82000	15.64000	23.46000	72
Gonda		Gureti	Coverage		01/03/16	31/12/18	113.97	101.94	101.94000	83.35128	8.40727	91.75855	10.18145	2.04000	4.07000	6.11000	90
Gonda		Hariharpur	EMWQ B		01/03/16	31/03/18	177.8	158.74	158.74000	127.76819	7.49931	135.26750	23.47250	4.69000	9.39000	14.08000	86
Gonda		Inderpur	Coverage		01/03/16	31/03/18	94.48	83.98	83.98000	54.20000	18.38803	72.58803	11.39197	2.28000	4.56000	6.84000	99
Gonda		Indrapur	EMWQ B		01/08/16	31/03/18	103.89	92.98	92.98000	44.07452	13.78319	57.85771	35.12229	7.02000	14.05000	21.07000	70
Gonda		Jairamjot	Coverage	As/F	01/05/14	31/08/17	224.9	200.70	200.70000	158.84000	31.19033	190.03033	10.66967	10.66967	0.00000	10.66967	100
Gonda		jaitpur	Coverage	As/F	01/02/14	31/08/17	181.97	161.75	161.75000	156.93000	0.44657	157.37657	4.37343	4.37343	0.00000	4.37343	100
Gonda		Kandhara Teji	Coverage		01/08/16	31/08/18	115.2	103.18	103.18000	36.03186	24.27184	60.30370	42.87630	8.58000	17.15000	25.73000	60
Gonda		Kapoorpur	Coverage		01/03/16	31/03/18	134.44	120.12	120.12000	96.09779	13.21666	109.31445	10.80555	10.80555	0.00000	10.80555	100
Gonda		Khaira	Coverage		01/03/16	31/08/18	244.29	218.61	218.61000	18.49513	21.56541	40.06054	178.54946	35.71000	71.42000	107.13000	35
Gonda		Khanpur	Coverage		01/03/16	31/03/18	143.08	128.02	128.02000	81.76000	15.93028	97.69028	30.32972	6.07000	12.13000	18.20000	99
Gonda		Khargupur	Coverage		01/03/16	31/03/18	108.97	97.56	97.56000	83.78487	13.43168	97.21655	0.34345	0.07000	0.14000	0.21000	85
Gonda		Khempur	EMWQ B		01/03/16	31/03/18	196.38	175.25	175.25000	87.53264	28.41572	115.94836	59.30164	11.86000	23.72000	35.58000	99
Gonda		Khirai Khirawa	Coverage		01/03/16	31/08/18	132.12	118.11	118.11000	14.86387	27.91723	42.78110	75.32890	15.07000	30.13000	45.20000	35
Gonda		Lauvabirpur	Coverage		01/03/16	30/06/18	326.89	291.55	291.55000	182.57764	40.43595	223.01359	68.53641	13.71000	27.41000	41.12000	92
Gonda		Laxmanpur Lalna	Coverage	SAGY	01/08/16	31/07/18	204.49	182.61	182.61000	140.54094	16.57196	157.11290	25.49710	25.49710	0.00000	25.49710	100
Gonda		Luvavan	Coverage		01/08/16	31/03/18	101.82	90.51	90.51000	75.15395	14.31269	89.46664	1.04336	0.21000	0.42000	0.63000	99
Gonda		Madhavpur Cha	Coverage		01/03/16	31/03/18	162.64	145.33	145.33000	54.54970	59.61455	114.16425	31.16575	6.23000	12.47000	18.70000	99
Gonda		Mahjupur	Coverage	As/F	01/02/14	31/03/16	238.71	212.19	212.19000	192.58000	0.00000	192.58000	19.61000	19.61000	0.00000	19.61000	100
Gonda		Malari	EMWQ B		01/03/16	31/03/18	222.09	198.15	198.15000	118.11000	5.15184	123.26184	74.88816	14.98000	29.95000	44.93000	90
Gonda		Mishrauliya Kan	Coverage		02/03/16	31/08/18	126.21	112.89	112.89000	31.72074	15.33557	47.05631	65.83369	13.17000	26.33000	39.50000	65
Gonda		Musauli	Coverage		01/03/16	31/03/18	119.22	106.62	106.62000	76.45419	23.14270	99.59689	7.02311	7.02311	0.00000	7.02311	100
Gonda		Nagdahi	Coverage	As/F	01/05/14	31/03/16	234.51	209.25	209.25000	147.13000	12.34677	159.47677	49.77323	49.77323	0.00000	49.77323	100
Gonda		Nagwa	Coverage		01/03/16	31/03/18	160.94	143.92	143.92000	127.63687	15.14698	142.78385	1.13615	1.13615	0.00000	1.13615	100
Gonda		Nakahara	Coverage	As/F	01/05/14	31/03/16	175.21	156.39	156.39000	126.78000	3.89921	130.67921	25.71079	25.71079	0.00000	25.71079	100
Gonda		Naraura Arjun	EMWQ B		01/03/16	31/03/18	161.57	144.29	144.29000	118.70098	7.56553	126.25751	18.03249	3.61000	7.21000	10.82000	95
Gonda		Naushara	Coverage		01/08/16	31/08/18	112.9	101.09	101.09000	34.53920	1.88985	36.42905	64.66095	12.93000	25.87000	38.80000	60
Gonda		Nawabganj Gird	Coverage		01/03/16	31/03/18	258.92	231.66	231.66000	124.14903	30.16153	154.31056	77.34944	15.47000	30.94000	46.41000	80



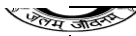
District	Divn	Scheme	Programme	Sub Prog	Start Date	Completion Date	Sanctioned cost	Work Cost	Received		Target -expenditure				Prog (%) 01/2020		
									from SWSM (Total Available)	Total Till 03/2019	2019-20	Total Release	Net to release	Feb-2020		Mar-2020	Total Feb March
1	2	3	4	7			10	11	12	14	15	19	20	21	22	23	
Gonda		Nigwabodh	Coverage		01/03/16	30/06/18	151.68	135.51	135.51000	31.10200	16.17973	47.28173	88.22827	17.65000	35.29000	52.94000	50
Gonda		Pandari Ballabh	Coverage		01/03/16	31/08/18	259.27	231.51	231.51000	39.42853	43.43880	82.86733	148.64267	29.73000	59.46000	89.19000	72
Gonda		Parsa Sohans	Coverage		01/03/16	31/03/18	148.96	133.15	133.15000	49.00000	39.81774	88.81774	44.33226	8.87000	17.73000	26.60000	98
Gonda		Paska	Coverage		01/03/16	31/03/18	904.1	806.42	806.42000	300.08255	225.21819	525.30074	281.11926	56.22000	112.45000	168.67000	85
Gonda		Pilkhawan	Coverage		01/03/16	31/03/18	136.86	122.31	122.31000	67.92200	4.75385	72.67585	49.63415	9.93000	19.85000	29.78000	80
Gonda		Piprimanjha	Coverage	As/F	01/05/14	31/03/16	225.66	201.28	201.28000	186.41000	4.64068	191.05068	10.22932	10.22932	0.00000	10.22932	100
Gonda		Ramwapur Shya	Coverage		02/03/16	31/03/18	122.49	109.53	109.53000	66.97558	30.43654	97.41212	12.11788	12.11788	0.00000	12.11788	100
Gonda		Ranipur	Coverage		01/03/16	31/03/18	196.62	175.60	175.60000	64.33000	11.90506	76.23506	99.36494	19.87000	39.75000	59.62000	99
Gonda		Sarbangpur	EMWQ B		01/03/16	31/03/18	168.58	150.51	150.51000	105.52588	28.69880	134.22468	16.28532	3.26000	6.51000	9.77000	99
Gonda		Sarraiya Mafi	Coverage		01/03/16	31/08/18	211.92	189.21	189.21000	16.56198	61.92704	78.48902	110.72098	22.14000	44.29000	66.43000	45
Gonda		Semra Domman	Coverage		01/03/16	31/08/18	236.93	211.66	211.66000	26.60717	0.00000	26.60717	185.05283	37.01000	74.02000	111.03000	35
Gonda		Semra shekhpur	Coverage	As/F	01/05/14	31/03/16	191.33	170.73	170.73000	135.73000	10.16892	145.89892	24.83108	24.83108	0.00000	24.83108	100
Gonda		Sirsa	Coverage		01/03/16	31/03/18	182.46	163.04	163.04000	125.36337	19.25478	144.61815	18.42185	18.42185	0.00000	18.42185	100
Gonda		Sisaur Andupur	Coverage		01/03/16	31/03/18	121.82	108.93	108.93000	70.66558	18.80254	89.46812	19.46188	19.46188	0.00000	19.46188	100
Gonda		Sonapur	Coverage		01/03/16	31/03/18	179.39	160.20	160.20000	105.50750	15.71840	121.22590	38.97410	7.79000	15.59000	23.38000	80
Gonda		Sonauli Mohamr	Coverage		01/12/13	31/03/15	1323.31	1176.28	1176.28000	1128.37000	9.35688	1137.72688	38.55312	38.55312	0.00000	38.55312	100
Gonda		Sonbarsa	EMWQ B		01/03/16	31/03/18	98.44	88.12	88.12000	54.63250	7.89009	62.52259	25.59741	5.12000	10.24000	15.36000	99
Gonda		Subhagpur	Coverage		01/03/16	31/08/18	255.67	228.23	228.23000	35.88873	72.67428	108.56301	119.66699	23.93000	47.87000	71.80000	82
Gonda		Tari Parsohiya	Coverage		01/08/16	31/07/18	135.57	121.27	121.27000	47.04000	2.44701	49.48701	71.78299	14.36000	28.71000	43.07000	45
Gonda		Teliyani Upadha	Coverage		01/03/16	31/03/18	164.87	147.41	147.41000	42.08352	21.43282	63.51634	83.89366	16.78000	33.56000	50.34000	70
Gonda		Thadwariya	Coverage		01/08/16	31/03/18	65.32	58.78	58.78000	36.84000	4.99930	41.83930	16.94070	16.94070	0.00000	16.94070	100
Gonda		Tikariya	Coverage		01/03/16	31/08/18	219.06	195.69	195.69000	39.19390	20.76555	59.95945	135.73055	27.15000	54.29000	81.44000	40
Gonda		Tulsipur Kondari	Coverage		01/03/16	31/03/18	110.06	98.64	98.64000	63.32200	6.73325	70.05525	28.58475	5.72000	11.43000	17.15000	70
Gonda		Tulsipur manjha	Coverage		01/06/14	31/12/17	703.97	627.56	627.56000	473.58000	69.72369	543.30369	84.25631	16.85000	33.70000	50.55000	99
Gonda		Turkadeeha	Coverage		01/03/16	31/03/18	93.88	84.14	84.14000	33.64200	3.06176	36.70376	47.43624	9.49000	18.97000	28.46000	65
Gonda		Umariya	Coverage		01/03/16	31/08/18	119.65	106.98	106.98000	2.04000	16.65699	18.69699	88.28301	17.66000	35.31000	52.97000	50
Gorakhpur	1PD	Adilapar	EMWQ B		15/09/16	31/12/19	93.03	83.24	83.24000	22.02000	23.94209	45.96209	37.27791	7.46000	14.91000	22.37000	98
Gorakhpur	1PD	Awadhpur	EMWQ B		01/01/19	31/12/19	169.59	151.38	151.38000	37.56000	61.51090	99.07090	52.30910	10.46000	20.93000	31.39000	80
Gorakhpur	10Divn	Badhaya	EMWQ B		09/01/15	16/02/19	206.84	184.67	184.67000	181.50000	0.99087	182.49087	2.17913	2.17913	0.00000	2.17913	100
Gorakhpur	10Divn	Bahadurpur Buj	EMWQ B		15/04/15	16/12/16	125.35	111.96	111.96000	59.01000	8.97597	67.98597	43.97403	8.79000	17.59000	26.38000	99
Gorakhpur	1PD	Bahrhuwa	NWQSM	As/F	25/06/13	31/12/17	198.63	173.80	173.80000	173.75000	0.00000	173.75000	0.05000	0.05000	0.00000	0.05000	100
Gorakhpur	10Divn	Bangai GOV	EMWQ B		23/09/15	22/01/19	352.01	314.17	314.17000	310.12000	0.44332	310.56332	3.60668	3.60668	0.00000	3.60668	100
Gorakhpur	10Divn	Bari Gaon	EMWQ B		25/07/14	17/01/19	334.44	298.60	298.60000	98.85000	77.88788	176.73788	121.86212	24.37000	48.75000	73.12000	99
Gorakhpur	10Divn	Belamus	EMWQ B		03/03/15	06/03/19	167.74	149.82	149.82000	108.69000	2.77052	111.46052	38.35948	38.35948	0.00000	38.35948	100
Gorakhpur	1PD	Belva Babu	EMWQ B		19/03/15	03/11/18	98.76	88.34	88.34000	84.60000	0.00000	84.60000	3.74000	3.74000	0.00000	3.74000	100
Gorakhpur	1PD	Bhagoura	EMWQ B		19/03/15	01/06/18	109.28	97.71	97.71000	97.69000	0.00000	97.69000	0.02000	0.02000	0.00000	0.02000	100
Gorakhpur	10Divn	Bharsi Buzurg G	EMWQ B		01/09/15	05/02/19	231.24	206.38	206.38000	129.47000	5.39084	134.86084	71.51916	14.30000	28.61000	42.91000	99
Gorakhpur	1PD	Bheusa	EMWQ B		19/03/15	19/10/18	116.72	104.36	104.36000	97.31000	5.68509	102.99509	1.36491	1.36491	0.00000	1.36491	100
Gorakhpur	10Divn	Bhity	EMWQ B		02/09/14	13/02/19	201.45	179.83	179.83000	93.48000	23.92441	117.40441	62.42559	62.42559	0.00000	62.42559	100
Gorakhpur	1PD	Bijauwa	EMWQ B		20/01/16	16/02/18	133.08	118.88	118.88000	115.41000	0.00000	115.41000	3.47000	3.47000	0.00000	3.47000	100
Gorakhpur	1PD	Bisari	EMWQ B		15/10/18	31/12/19	90.15	80.68	80.68000	18.05000	10.83461	28.88461	51.79539	10.36000	20.72000	31.08000	70
Gorakhpur	10Divn	Chaprahat	EMWQ B		17/09/14	06/03/19	113.8	101.77	101.77000	96.83000	0.00000	96.83000	4.94000	4.94000	0.00000	4.94000	100
Gorakhpur	1PD	Dohria Kala	EMWQ B		04/12/18	31/12/19	104.94	93.84	93.84000	8.94000	27.90607	36.84607	56.99393	11.40000	22.80000	34.20000	75
Gorakhpur	10Divn	Doro	EMWQ B		22/09/15	10/06/20	157.17	140.33	140.33000	55.91000	22.28341	78.19341	62.13659	12.43000	24.85000	37.28000	60
Gorakhpur	1PD	Dumari Khas w/s	Coverage		01/04/12	23/07/19	213.83	190.07	190.07000	182.18000	9.97720	190.06085	0.00915	0.00915	0.00000	0.00915	100
Gorakhpur	1PD	Dumari Khurd	EMWQ B		27/01/16	02/09/17	141.66	126.52	126.52000	126.46000	0.00000	126.46000	0.06000	0.06000	0.00000	0.06000	100
Gorakhpur	1PD	Ekla	EMWQ B		18/08/15	31/12/19	127.7	114.13	114.13000	68.65000	2.37778	71.02778	43.10222	8.62000	17.24000	25.86000	90
Gorakhpur	10Divn	Gauree Mangal	NWQSM	As/F	17/06/14	31/12/19	156.7	140.00	140.00000	97.36000	17.08423	114.44423	25.55577	5.11000	10.22000	15.33000	93
Gorakhpur	10Divn	Gulariha GOV	EMWQ B		18/03/14	13/02/19	214.12	191.13	191.13000	179.55000	1.07688	180.62688	10.50312	10.50312	0.00000	10.50312	100
Gorakhpur	1PD	Ibrahimpur	EMWQ B		03/11/15	30/09/19	143.44	128.10	128.10000	68.98000	25.19244	94.17244	33.92756	6.79000	13.57000	20.36000	98



District	Divn	Scheme	Programme	Sub Prog	Start Date	Completion Date	Sanctioned cost	Work Cost	Received				Target -expenditure				Prog (%)
									from SWSM (Total Available)	Total Till 03/2019	2019-20	Total Release	Net to release	Feb-2020	Mar-2020	Total Feb March	
1	2	3	4	7			10	11	12	14	15		19	20	21	22	23
Gorakhpur	1PD	Jagdishpur	EMWQ B		19/03/15	25/05/18	100.1	89.53	89.53000	89.49000	0.00000	89.49000	0.04000	0.04000	0.00000	0.04000	100
Gorakhpur	10Divn	Jangl Belwar pw	NWQSM	As/F	23/09/15	07/05/20	249.39	218.22	218.22000	47.23000	46.48779	93.71779	124.50221	24.90000	49.80000	74.70000	55
Gorakhpur	10Divn	Jhangaha	NWQSM	As/F	13/09/16	05/02/19	252.93	225.55	225.55000	168.80000	2.09283	170.89283	54.65717	54.65717	0.00000	54.65717	100
Gorakhpur	10Divn	Jungle Aurahi	Coverage	SAGY	12/02/14	13/03/19	211.58	188.84	188.84000	154.97000	16.00787	170.97787	17.86213	17.86213	0.00000	17.86213	100
Gorakhpur	10Divn	Jungle Dumri No	Coverage		21/06/16	12/03/19	595.39	529.77	529.77000	497.61000	0.00000	497.61000	32.16000	32.16000	0.00000	32.16000	100
Gorakhpur	10Divn	Kajakpur	NWQSM	As/F	14/04/15	16/01/19	266.34	237.96	237.96000	65.39000	81.82593	147.21593	90.74407	18.15000	36.30000	54.45000	58
Gorakhpur	1PD	Kalanee Bujurg	EMWQ B		04/12/18	31/12/19	150.35	134.34	134.34000	13.19000	18.94751	32.13751	102.20249	20.44000	40.88000	61.32000	35
Gorakhpur	10Divn	Kalyanpur gram	NWQSM	As/F	09/09/15	28/02/19	225.75	201.49	201.49000	168.04000	16.49442	184.53442	16.95558	16.95558	0.00000	16.95558	100
Gorakhpur	1PD	Kandarai	EMWQ B		19/03/15	31/12/19	174.18	155.50	155.50000	44.01000	88.24122	132.25122	23.24878	4.65000	9.30000	13.95000	75
Gorakhpur	1PD	Katsahra	EMWQ B		16/03/16	07/09/19	199.36	177.97	177.97000	141.53000	11.96766	153.49766	24.47234	24.47234	0.00000	24.47234	100
Gorakhpur	1PD	Khairabad	EMWQ B		18/03/15	04/03/17	138.65	123.84	123.84000	123.82000	0.00000	123.82000	0.02000	0.02000	0.00000	0.02000	100
Gorakhpur	1PD	Khajuri Khas	EMWQ B		19/03/16	31/12/19	128.73	115.10	115.10000	47.81000	44.67153	92.48153	22.61847	22.61847	0.00000	22.61847	100
Gorakhpur	10Divn	Khutbhar GOV	EMWQ B		30/09/15	31/03/19	411.92	367.60	367.60000	354.03000	13.45470	367.48470	0.11530	0.11530	0.00000	0.11530	100
Gorakhpur	10Divn	Kotha	EMWQ B		23/09/15	13/03/19	245.69	219.11	219.11000	189.03000	3.05727	192.08727	27.02273	27.02273	0.00000	27.02273	100
Gorakhpur	1PD	Kusumhi	EMWQ B		19/03/15	24/11/19	132.53	118.40	118.40000	108.05000	6.77734	114.82734	3.57266	3.57266	0.00000	3.57266	100
Gorakhpur	1PD	Lakshmanpur	EMWQ B		03/11/15	30/06/19	218.44	194.85	194.85000	134.43000	8.60955	143.03955	51.81045	51.81045	0.00000	51.81045	100
Gorakhpur	10Divn	Mahmoodabad	EMWQ B		15/04/16	12/02/19	405.37	361.93	361.93000	316.59000	31.85894	348.44894	13.48106	13.48106	0.00000	13.48106	100
Gorakhpur	1PD	Mahuarkol	EMWQ B		17/09/15	31/12/19	102.26	91.46	91.46000	36.70000	38.38744	75.08744	16.37256	3.27000	6.55000	9.82000	85
Gorakhpur	10Divn	Makhanaha	EMWQ B		21/07/16	25/06/20	203.78	181.83	181.83000	102.61000	11.26726	113.87726	67.95274	13.59000	27.18000	40.77000	90
Gorakhpur	10Divn	Manjhariya Bujurg	EMWQ B		16/08/17	12/02/19	282.76	252.21	252.21000	170.91000	44.49446	215.40446	36.80554	7.36000	14.72000	22.08000	99
Gorakhpur	10Divn	Maudhar Magal	EMWQ B		21/07/15	11/02/19	313.55	279.61	279.61000	216.46000	4.81190	221.27190	58.33810	11.67000	23.33000	35.00000	99
Gorakhpur	10Divn	Meerpur	EMWQ B		20/09/16	12/03/19	277.81	247.82	247.82000	230.61000	16.32582	246.93582	0.88418	0.88418	0.00000	0.88418	100
Gorakhpur	1PD	Mishraulia	EMWQ B		19/03/15	31/12/19	168.7	150.62	150.62000	33.50000	59.22528	92.72528	57.89472	11.58000	23.16000	34.74000	70
Gorakhpur	1PD	Mithabel	EMWQ B		03/11/15	19/07/19	242.24	216.15	216.15000	141.83000	13.01062	154.84062	61.30938	61.30938	0.00000	61.30938	100
Gorakhpur	10Divn	Motiram Adda	EMWQ B		15/07/15	31/01/19	281.74	251.30	251.30000	147.35000	15.09329	162.44329	88.85671	88.85671	0.00000	88.85671	100
Gorakhpur	10Divn	Murdewa Bujurg	EMWQ B		21/06/16	20/03/19	251.28	224.08	224.08000	163.30000	10.31308	173.61308	50.46692	50.46692	0.00000	50.46692	100
Gorakhpur	1PD	Nawabari	EMWQ B		03/11/15	30/01/19	159.47	142.37	142.37000	94.43000	29.79483	124.22483	18.14517	18.14517	0.00000	18.14517	100
Gorakhpur	10Divn	Nawapar	EMWQ B		15/06/16	05/03/19	153.04	136.77	136.77000	118.65000	6.40766	125.05766	11.71234	11.71234	0.00000	11.71234	100
Gorakhpur	1PD	Pachowree	EMWQ B		19/03/15	30/11/19	105.62	94.45	94.45000	93.63000	0.13997	93.76997	0.68003	0.68003	0.00000	0.68003	100
Gorakhpur	1PD	Purnaha	EMWQ B		03/05/17	24/12/19	91.69	82.05	82.05000	10.53000	31.42838	41.95838	40.09162	8.02000	16.03000	24.05000	55
Gorakhpur	1PD	Rampur Bujurg	EMWQ B		19/03/15	19/09/19	109.46	97.87	97.87000	97.85000	0.00000	97.85000	0.02000	0.02000	0.00000	0.02000	100
Gorakhpur	10Divn	Rampur Gopalpur	EMWQ B		25/08/16	12/03/19	320	285.75	285.75000	186.34000	8.08782	194.42782	62.55218	12.51000	25.02000	37.53000	99
Gorakhpur	1PD	Rampur Malauli	EMWQ B		08/07/15	31/12/19	187.41	167.27	167.27000	20.67000	85.81386	106.48386	60.78614	12.16000	24.31000	36.47000	75
Gorakhpur	10Divn	Rampur Pandey	EMWQ B		05/02/15	31/01/19	458.04	408.40	408.40000	177.75000	66.37896	244.12896	164.27104	32.85000	65.71000	98.56000	88
Gorakhpur	1PD	Rampur Raqba	EMWQ B		19/03/15	24/08/17	125.7	112.32	112.32000	111.91000	0.00000	111.91000	0.41000	0.41000	0.00000	0.41000	100
Gorakhpur	10Divn	Rithiya	EMWQ B		18/02/16	08/01/19	103.17	92.27	92.27000	87.28000	0.00000	87.28000	4.99000	4.99000	0.00000	4.99000	100
Gorakhpur	10Divn	Samdar khurd	EMWQ B		20/09/16	08/01/19	160.69	143.49	143.49000	137.99000	0.00000	137.99000	5.50000	5.50000	0.00000	5.50000	100
Gorakhpur	10Divn	Sarya Tiwari	EMWQ B		03/02/14	05/03/19	347.11	309.92	309.92000	169.09000	79.70038	248.79038	5.29962	1.06000	2.12000	3.18000	99
Gorakhpur	10Divn	Satuabhar GOV	EMWQ B		13/09/16	05/03/19	216.3	193.06	193.06000	101.95000	34.55132	136.50132	40.44868	8.09000	16.18000	24.27000	99
Gorakhpur	1PD	Shivpur	EMWQ B		19/03/15	26/12/17	146.26	130.62	130.62000	130.53000	0.00000	130.53000	0.09000	0.09000	0.00000	0.09000	100
Gorakhpur	10Divn	Sidhawal	EMWQ B		24/06/15	06/03/19	130.52	116.61	116.61000	97.25000	12.64405	109.89405	6.71595	6.71595	0.00000	6.71595	100
Gorakhpur	10Divn	Sihorwa	EMWQ B		14/04/16	21/05/19	231.18	206.31	206.31000	161.39000	8.65107	170.04107	36.26893	36.26893	0.00000	36.26893	100
Gorakhpur	10Divn	Tarangchak GOV	EMWQ B		20/04/16	31/03/19	232.58	207.56	207.56000	125.38000	34.35176	159.73176	47.82824	47.82824	0.00000	47.82824	100
Gorakhpur	10Divn	Thakurpur No.1	EMWQ B		20/05/15	23/02/19	286.09	255.17	255.17000	205.40000	8.56086	213.96086	41.20914	41.20914	0.00000	41.20914	100
Gorakhpur	1PD	Tiakaria	EMWQ B		03/11/15	31/12/19	99.15	88.78	88.78000	38.27000	19.79751	58.06751	30.71249	6.14000	12.29000	18.43000	90
Gorakhpur	10Divn	Tiha Mohmadpur	EMWQ B		04/03/15	08/02/19	150.65	134.55	134.55000	125.67000	0.00000	125.67000	8.88000	8.88000	0.00000	8.88000	100
Gorakhpur	10Divn	Turkawalia GOV	EMWQ B		23/03/15	31/03/19	364.97	325.81	325.81000	263.06000	27.32449	290.38449	35.42551	35.42551	0.00000	35.42551	100
Gorakhpur	10Divn	Ucher	EMWQ B		31/03/16	21/02/19	165.84	148.07	148.07000	132.44000	5.21060	137.65060	10.41940	10.41940	0.00000	10.41940	100
Gorakhpur	1PD	Vishwanathpur	EMWQ B		19/11/18	18/11/19	342.08	306.72	306.72000	83.37000	110.25849	193.62849	113.09151	22.62000	45.23000	67.85000	85
Hamirpur		Bhamai	Coverage		30/11/14	31/03/16	280.18	253.70	253.70000	156.81072	80.88328	237.69400	16.00600	3.20000	6.40000	9.60000	99




District	Divn	Scheme	Programme	Sub Prog	Start Date	Completion Date	Sanctioned cost	Work Cost	Received		Total Release	Net to release	Target -expenditure			Prog (%) 01/2020	
									from SWSM (Total Available)	Total Till 03/2019			2019-20	Feb-2020	Mar-2020		Total Feb March
1	2	3	4	7			10	11	12	14	15	19	20	21	22	23	
Hapur		Patna Muradpur	Coverage		19/02/14	31/05/15	211.81	188.28	188.28000	112.12843	72.11809	184.24652	4.03348	4.03348	0.00000	4.03348	100
Hapur		Tiyala	Coverage		26/06/16	30/09/17	175.37	156.53	156.53000	71.40601	65.70945	137.11546	19.41454	19.41454	0.00000	19.41454	100
Hardoi		Ahirori	Coverage		01/07/15	01/03/19	412.3	367.37	367.37000	209.87967	87.08048	296.96015	70.40985	70.40985	0.00000	70.40985	100
Hardoi		Atwa Kataiya	Coverage		01/07/15	01/03/19	264.62	235.96	235.96000	150.24245	76.88526	227.12771	8.83229	8.83229	0.00000	8.83229	100
Hardoi		Behtha Sadhai	Coverage	SAGY	01/10/16	01/12/18	265.61	237.07	237.07000	196.40439	30.42904	226.83343	10.23657	10.23657	0.00000	10.23657	100
Hardoi		Bharawan	Coverage		01/09/15	01/09/18	434.27	386.80	386.80000	315.67491	48.08920	363.76411	23.03589	23.03589	0.00000	23.03589	100
Hardoi		Bilgram Solar Ba	Coverage	Solar	01/07/15	01/09/18	187.52	166.87	166.87000	113.03000	15.95175	128.98175	37.88825	37.88825	0.00000	37.88825	100
Hardoi		Daheliya	Coverage		01/07/15	01/03/19	270.59	241.27	241.27000	174.75449	55.46542	230.21991	11.05009	11.05009	0.00000	11.05009	100
Hardoi		Khajuraha	Coverage	SAGY	01/07/15	01/03/19	558.46	488.65	488.65000	392.17451	94.09049	486.26500	2.38500	2.38500	0.00000	2.38500	100
Hardoi		Khimma Purwa	Coverage		01/09/15	01/09/18	59.46	52.91	52.91000	44.39286	6.95390	51.34676	1.56324	1.56324	0.00000	1.56324	100
Hardoi		Kursaili	Coverage		01/07/15	01/12/19	499.01	445.02	445.02000	127.42962	217.95733	345.38695	99.63305	19.93000	39.85000	59.78000	88
Hardoi		Munder	Coverage	SAGY	01/11/16	01/12/16	306.75	274.54	274.54000	247.89972	25.25717	273.15689	1.38311	1.38311	0.00000	1.38311	100
Hardoi		Narainpur (Solar	Coverage		01/09/15	01/09/18	14.98	13.33	13.33000	9.06286	1.83190	10.89476	2.43524	2.43524	0.00000	2.43524	100
Hardoi		Pahutera	Coverage		01/07/15	01/12/18	195.16	170.77	170.77000	125.27000	44.75343	170.02343	0.74657	0.74657	0.00000	0.74657	100
Hardoi		Palia	Coverage		01/09/15	02/03/19	330.47	294.56	294.56000	136.90161	131.29061	268.19222	26.36778	26.36778	0.00000	26.36778	100
Hardoi		Pasner	Coverage	As/F	01/09/15	01/12/19	240.35	214.87	214.87000	65.24640	98.83881	164.08521	50.78479	10.16000	20.31000	30.47000	92
Hardoi		Raipur	Coverage		01/11/16	01/12/19	139.51	124.66	124.66000	58.46320	48.30211	106.76531	17.89469	17.89469	0.00000	17.89469	100
Hardoi		Raiso	Coverage		01/07/15	01/12/18	197.05	175.83	175.83000	106.57695	35.83359	142.41054	33.41946	33.41946	0.00000	33.41946	100
Hardoi		Tejipur	Coverage	SAGY	01/11/16	01/12/18	199.2	178.09	178.09000	150.56495	22.55368	173.11863	4.97137	4.97137	0.00000	4.97137	100
Hathras		Ahbaranpur	Coverage	SAGY	28/12/16	31/12/18	233.2	208.79	208.79000	114.24288	18.22357	132.46645	76.32355	76.32355	0.00000	76.32355	100
Hathras		Bisawar	Coverage		10/06/14	31/03/17	980.82	875.81	875.81000	845.00000	29.84559	874.84559	0.96441	0.96441	0.00000	0.96441	100
Hathras		Gukhrolia	Coverage		18/09/15	19/08/17	72.23	64.27	64.27000	58.37000	4.46032	62.83032	1.43968	1.43968	0.00000	1.43968	100
Hathras		Kursanda	Coverage		01/10/13	30/09/17	1049.48	933.95	933.95000	888.53168	20.04122	908.57290	25.37710	25.37710	0.00000	25.37710	100
Hathras		Pipal Gawan	Coverage		18/09/15	17/09/16	631.8	564.03	564.03000	339.81350	114.00326	453.81676	110.21324	110.21324	0.00000	110.21324	100
Hathras		Tilauthi	Coverage		02/06/14	31/12/18	239.41	214.27	214.27000	138.00165	17.27520	155.27685	58.99315	58.99315	0.00000	58.99315	100
Jalaun		Akhniwala	Coverage		30/03/17	30/04/18	228.99	203.82	203.82000	178.33000	19.57399	197.90399	5.91601	1.18000	2.37000	3.55000	98
Jalaun		Hadoi Gujar	Coverage	SAGY	30/03/17	31/05/18	187.54	167.69	167.69000	79.06000	47.04271	126.10271	41.58729	8.32000	16.63000	24.95000	90
Jaunpur	CD	Ara	Coverage	SAGY	01/07/16	30/06/18	264.28	235.79	235.79000	117.83500	18.01701	135.85201	99.93799	19.99000	39.97000	59.96000	99
Jaunpur	3MD	Burhupur	Coverage	SAGY	01/07/16	30/06/18	206.26	184.16	184.16000	98.55264	44.17799	142.73063	41.42937	8.29000	16.57000	24.86000	76
Jaunpur	3MD	Dihya	Coverage		01/04/17	31/03/18	71.05	63.91	63.91000	50.15000	12.78983	62.93983	0.97017	0.97017	0.00000	0.97017	100
Jhansi		Chirgaon Dehat	Coverage		31/03/15	31/12/17	1413.86	1262.42	1262.42000	713.47810	103.21102	816.68912	445.73088	89.15000	178.29000	267.44000	93
Jhansi		Kilchwara Khurd	Coverage		31/03/15	31/12/17	54.6	48.59	48.59000	30.50000	0.00000	30.50000	18.09000	18.09000	0.00000	18.09000	100
Jhansi		Ranguwan GOV	Coverage		31/03/15	31/03/19	6520.43	5816.17	5816.17000	1096.00000	1662.20641	2758.20641	3057.96359	611.59000	1223.19000	1834.78000	50
Kannauj		Jankhat III Pipe	Coverage		01/06/15	31/03/18	109.65	97.47	97.47000	93.82000	0.00000	93.82000	3.65000	3.65000	0.00000	3.65000	100
Kannauj		Malikpur	Coverage		01/09/15	31/03/18	217.65	194.29	194.29000	186.64000	0.00000	186.64000	7.65000	7.65000	0.00000	7.65000	100
Kannauj		Tera Jaket	Coverage		01/09/15	31/03/18	307.66	274.99	274.99000	218.58000	22.61681	241.19681	33.79319	33.79319	0.00000	33.79319	100
Kanpur Dehat		Bhikhar	Coverage		20/09/14	31/03/18	121.27	108.42	108.42000	94.87820	13.10108	107.97928	0.44072	0.44072	0.00000	0.44072	100
Kanpur Dehat		Devrahat	Coverage		25/09/14	09/09/16	406.33	363.20	363.20000	295.17090	12.51003	307.68093	55.51907	55.51907	0.00000	55.51907	100
Kanpur Dehat		Kashipur	Coverage		30/04/15	29/04/17	413.51	369.20	369.20000	303.53000	22.23282	325.76282	43.43718	43.43718	0.00000	43.43718	100
Kanpur Dehat		Sarwan Khera	Coverage		30/04/15	29/04/17	371.98	331.63	331.63000	93.43105	85.06797	178.49902	153.13098	30.63000	61.25000	91.88000	60
Kanpur Dehat		Sobhan	Coverage		11/06/18	10/12/19	234.53	212.00	212.00000	41.70908	110.20938	151.91846	60.08154	60.08154	0.00000	60.08154	100
Kanpur Nagar		Aurotarapur	Coverage		01/04/15	30/06/18	378.69	337.60	337.60000	263.64664	35.00664	298.65328	38.94672	38.94672	0.00000	38.94672	100
Kanpur Nagar		Singhpur Kachha	Coverage		01/09/16	30/06/18	162.89	145.56	145.56000	108.13311	41.86491	138.58570	6.97430	6.97430	0.00000	6.97430	100
Kasganj		Aurangabad	Coverage	SAGY	07/10/16	31/03/18	140.11	125.24	125.24000	113.05900	0.00000	113.05900	12.18100	12.18100	0.00000	12.18100	100
Kasganj		Mohini Mahmod	Coverage		19/06/15	18/06/16	238.83	213.73	213.73000	165.52000	0.00000	165.52000	48.21000	48.21000	0.00000	48.21000	100
Kasganj		Roshan nagar	Coverage		15/06/15	02/09/16	184.56	164.83	164.83000	158.36000	0.00000	158.36000	6.47000	6.47000	0.00000	6.47000	100
Kasganj		Thana Dariyaoga	Coverage		01/05/15	31/03/18	1118.52	997.22	997.22000	686.53000	0.00000	686.53000	310.69000	310.69000	0.00000	310.69000	100
Kaushambi		Aandhawa	Coverage		02/06/15	31/05/17	501.61	447.85	447.85000	378.86864	10.97461	389.84325	58.00675	58.00675	0.00000	58.00675	100
Kaushambi		Afzalpurwari	Coverage		02/06/15	30/05/17	275.98	241.48	241.48000	227.93320	10.80259	238.73579	2.74421	2.74421	0.00000	2.74421	100
Kaushambi		Basuhar	Coverage		03/06/13	31/12/16	422.27	375.35	375.35000	374.15418	0.00000	374.15418	1.19582	1.19582	0.00000	1.19582	100




District	Divn	Scheme	Programme	Sub Prog	Start Date	Completion Date	Sanctioned cost	Work Cost	Received				Target -expenditure				
									from SWSM (Total Available)	Total Till 03/2019	2019-20	Total Release	Net to release	Feb-2020	Mar-2020	Total Feb March	Prog (%) 01/2020
1	2	3	4	7			10	11	12	14	15		19	20	21	22	23
Kaushambi		Kokhraj uparhar	Coverage		01/06/15	31/05/17	508.73	452.70	452.70000	444.63800	7.93974	452.57774	0.12226	0.12226	0.00000	0.12226	100
Kaushambi		Nara	Coverage		02/12/14	31/12/16	287.05	255.44	255.44000	254.98000	0.00000	254.98000	0.46000	0.46000	0.00000	0.46000	100
Kaushambi		Purab Sarira	Coverage		01/01/14	30/12/16	758.54	674.26	674.26000	672.40685	0.00000	672.40685	1.85315	1.85315	0.00000	1.85315	100
Kaushambi		Samashabad	Coverage	SAGY	02/12/16	30/11/17	200.33	178.77	178.77000	134.74370	17.26299	152.00669	26.76331	26.76331	0.00000	26.76331	100
Kaushambi		Saurai Buzurg	Coverage		02/06/15	31/05/17	504.21	448.25	448.25000	405.46363	35.58069	441.04432	7.20568	7.20568	0.00000	7.20568	100
Kushinagar		Ahirauli	EMWQ B		18/07/18	17/07/19	109.89	98.34	98.34000	10.10000	60.22458	70.32458	28.01542	5.60000	11.21000	16.81000	85
Kushinagar		Ahirauli Mishra	EMWQ B		18/07/18	17/07/19	221.37	197.58	197.58000	193.34000	0.00000	193.34000	4.24000	4.24000	0.00000	4.24000	100
Kushinagar		Amarwa Bujurg	Coverage		05/08/19	11/11/20	399	354.67	354.67000	132.47000	220.27936	352.74936	1.92064	0.38000	0.77000	1.15000	85
Kushinagar		Asana	EMWQ B		12/01/15	11/07/16	216.19	192.99	192.99000	174.28000	0.00000	174.28000	18.71000	18.71000	0.00000	18.71000	100
Kushinagar		Ashogawa Khurd	EMWQ B		11/09/15	10/03/17	186.63	166.57	166.57000	54.53496	86.61615	141.15111	25.41889	25.41889	0.00000	25.41889	100
Kushinagar		Awarwa sofi gan	EMWQ B		30/04/16	29/01/17	227.16	202.75	202.75000	190.19000	1.46000	191.65000	11.10000	11.10000	0.00000	11.10000	100
Kushinagar		Babuiya Harpur	EMWQ B		19/12/15	30/09/16	399.85	357.00	357.00000	175.24044	9.50000	184.74044	172.25956	172.25956	0.00000	172.25956	100
Kushinagar		Bahadurpur	B to QSM		10/05/16	09/02/17	418.14	373.30	373.30000	215.06889	38.70612	253.77501	119.52499	119.52499	0.00000	119.52499	100
Kushinagar		Bankata bazar	EMWQ B		28/06/15	29/03/16	281.38	251.49	251.49000	193.02000	34.95382	227.97382	23.51618	23.51618	0.00000	23.51618	100
Kushinagar		Barai Patti GOV	EMWQ B		31/12/16	20/09/17	267.2	238.25	238.25000	99.77335	43.75547	143.52882	94.72118	94.72118	0.00000	94.72118	100
Kushinagar		Barsaina	EMWQ B		30/09/15	29/06/17	379.75	338.88	338.88000	193.95000	74.60859	268.55859	70.32141	70.32141	0.00000	70.32141	100
Kushinagar		Basdila	EMWQ B		18/12/15	17/09/16	222.9	198.99	198.99000	24.43000	51.82145	76.25145	122.73855	24.55000	49.09000	73.64000	55
Kushinagar		Basdila Bujurg	EMWQ B		31/08/15	24/12/17	191.95	171.31	171.31000	144.42000	13.41324	157.83324	13.47676	13.47676	0.00000	13.47676	100
Kushinagar		Basdila Pandey G	EMWQ B		07/09/15	30/09/17	256.75	228.95	228.95000	138.27110	6.95588	145.22698	83.72302	83.72302	0.00000	83.72302	100
Kushinagar		Bedupar Mustki	EMWQ B		23/03/15	13/03/16	209.55	187.07	187.07000	122.57957	33.83014	156.40971	30.66029	30.66029	0.00000	30.66029	100
Kushinagar		Belwa Aalam G	EMWQ B		13/05/15	12/11/16	262.37	234.07	234.07000	176.73000	24.50000	201.23000	32.84000	32.84000	0.00000	32.84000	100
Kushinagar		Bhainsaha PWS	Coverage	As/F	29/12/14	21/12/18	307.46	273.30	273.30000	108.02834	4.08000	112.10834	161.19166	161.19166	0.00000	161.19166	100
Kushinagar		Bhaluha	EMWQ B		25/04/16	24/07/16	405.87	362.38	362.38000	276.75000	15.13483	291.88483	70.49517	70.49517	0.00000	70.49517	100
Kushinagar		Bhatahi Khurd G	EMWQ B		16/09/15	15/03/17	238.43	212.76	212.76000	163.81000	0.00000	163.81000	48.95000	48.95000	0.00000	48.95000	100
Kushinagar		Bhathwa	EMWQ B		13/05/15	12/11/16	236.83	211.36	211.36000	174.27000	6.50000	180.77000	30.59000	30.59000	0.00000	30.59000	100
Kushinagar		Bihar Bujurg GO	EMWQ B		23/07/15	17/09/16	346.14	309.06	309.06000	178.06000	22.13000	200.19000	108.87000	108.87000	0.00000	108.87000	100
Kushinagar		Chakhani khas	NWQSM	As/F	28/11/14	31/10/15	574.41	512.36	512.36000	357.03000	30.40060	387.43060	124.92940	124.92940	0.00000	124.92940	100
Kushinagar		Deehawa Patti	EMWQ B		05/12/16	04/05/18	372.98	333.10	333.10000	11.70000	143.70067	155.40067	177.69933	35.54000	71.08000	106.62000	55
Kushinagar		Deo Kali	EMWQ B		29/04/16	28/01/17	127.33	113.85	113.85000	80.97664	1.94583	82.92247	30.92753	30.92753	0.00000	30.92753	100
Kushinagar		Dhanauji Kala	EMWQ B		30/04/15	31/07/19	146.7	131.01	131.01000	96.42675	4.98866	101.41541	29.59459	29.59459	0.00000	29.59459	100
Kushinagar		Dhaurahara	EMWQ B		31/12/15	30/03/16	251.44	224.36	224.36000	70.88125	99.88451	170.76576	53.59424	53.59424	0.00000	53.59424	100
Kushinagar		Dhaurhara Abad	EMWQ B		31/12/15	30/03/16	189.86	169.67	169.67000	17.84000	85.65477	103.49477	66.17523	13.24000	26.47000	39.71000	70
Kushinagar		Dhuriya	EMWQ B		13/05/15	17/06/16	237.04	211.54	211.54000	175.22000	4.76000	179.98000	31.56000	31.56000	0.00000	31.56000	100
Kushinagar		Doghara	EMWQ B		23/01/15	23/06/18	249.09	222.15	222.15000	189.47000	2.62989	192.09989	30.05011	30.05011	0.00000	30.05011	100
Kushinagar		Domath	EMWQ B		12/01/16	11/10/16	378.75	338.25	338.25000	70.80000	129.01894	199.81894	138.43106	27.69000	55.37000	83.06000	70
Kushinagar		Dubauli	EMWQ B		14/09/15	13/03/17	184.8	164.94	164.94000	96.09000	30.25852	126.34852	38.59148	38.59148	0.00000	38.59148	100
Kushinagar		Farendaha	EMWQ B		15/05/15	17/03/16	232.1	207.14	207.14000	183.63000	6.50000	190.13000	17.01000	17.01000	0.00000	17.01000	100
Kushinagar		Gambhiriya Bujurg	EMWQ B		29/12/15	30/09/16	261.69	233.51	233.51000	53.00000	75.38790	128.38790	105.12210	21.02000	42.05000	63.07000	65
Kushinagar		Gariha Basantpur	EMWQ B		23/04/15	24/10/17	172.78	154.34	154.34000	147.49000	0.00000	147.49000	6.85000	6.85000	0.00000	6.85000	100
Kushinagar		Gidaha Dhanahalli	EMWQ B		10/09/15	21/12/18	441.18	393.55	393.55000	197.83622	18.23562	216.07184	177.47816	177.47816	0.00000	177.47816	100
Kushinagar		Godaria	EMWQ B		23/01/15	22/10/15	309.55	276.07	276.07000	271.66000	0.00000	271.66000	4.41000	4.41000	0.00000	4.41000	100
Kushinagar		Gopalgarh	Coverage	SAGY	29/12/16	28/06/18	148.96	133.30	133.30000	88.67559	4.05817	92.73376	40.56624	40.56624	0.00000	40.56624	100
Kushinagar		Gosipatti	EMWQ B		15/05/15	14/02/16	217.34	194.01	194.01000	60.88000	75.02497	135.90497	58.10503	58.10503	0.00000	58.10503	100
Kushinagar		Hari Keshwa G.C	EMWQ B		18/04/16	06/08/16	200.15	178.75	178.75000	135.56000	38.89489	174.45489	4.29511	4.29511	0.00000	4.29511	100
Kushinagar		Hariharpur	EMWQ B		29/04/16	28/01/17	209.13	186.70	186.70000	149.92000	12.78356	162.70356	23.99644	23.99644	0.00000	23.99644	100
Kushinagar		Horlapur	EMWQ B		23/01/15	30/03/16	138.98	124.17	124.17000	120.76000	0.00000	120.76000	3.41000	3.41000	0.00000	3.41000	100
Kushinagar		Jagdispur GOV	EMWQ B		22/03/18	21/12/18	555.22	495.28	495.28000	201.84000	150.70757	352.54757	142.73243	142.73243	0.00000	142.73243	100
Kushinagar		Jahahi har balak	EMWQ B		22/09/14	10/06/16	355.58	317.63	317.63000	246.81002	34.92245	281.73247	35.89753	35.89753	0.00000	35.89753	100
Kushinagar		Jwanga GOV	EMWQ B		01/08/18	30/04/19	513.27	457.96	457.96000	133.31809	111.13563	244.45372	213.50628	213.50628	0.00000	213.50628	100
Kushinagar		Jungle Jataha	EMWQ B		18/09/18	07/01/20	392.37	350.36	350.36000	82.08324	102.50724	184.59048	165.76952	33.15000	66.31000	99.46000	70



District	Divn	Scheme	Programme	Sub Prog	Start Date	Completion Date	Sanctioned cost	Work Cost	Received		Total Release	Net to release	Target -expenditure			Prog (%) 01/2020	
									from SWSM (Total Available)	Total Till 03/2019			2019-20	Feb-2020	Mar-2020		Total Feb March
1	2	3	4	7			10	11	12	14	15	19	20	21	22	23	
Kushinagar		Jungle Naugawa	EMWQ B		05/02/15	04/02/16	237.75	212.17	212.17000	197.53000	0.00000	197.53000	14.64000	14.64000	0.00000	14.64000	100
Kushinagar		Jungle Shahpur	EMWQ B		12/01/16	11/10/16	205.82	183.83	183.83000	106.97251	36.48769	143.46020	40.36980	40.36980	0.00000	40.36980	100
Kushinagar		Jungle singa Pat	EMWQ B		31/12/16	30/09/17	237.15	211.71	211.71000	159.11948	8.93529	168.05477	43.65523	43.65523	0.00000	43.65523	100
Kushinagar		Khudra ahirauli	EMWQ B		01/02/15	12/02/16	392.16	350.18	350.18000	341.36000	3.88805	345.24805	4.93195	4.93195	0.00000	4.93195	100
Kushinagar		Kokil Patti	EMWQ B		09/07/14	22/01/16	370.64	331.03	331.03000	327.85000	0.00000	327.85000	3.18000	3.18000	0.00000	3.18000	100
Kushinagar		Kotwa G.P.	EMWQ B		14/09/15	13/03/17	171.46	153.17	153.17000	92.60000	34.48325	127.08325	26.08675	26.08675	0.00000	26.08675	100
Kushinagar		Lavkush	EMWQ B		23/07/15	30/04/17	260.24	232.19	232.19000	226.19000	4.00000	230.19000	2.00000	2.00000	0.00000	2.00000	100
Kushinagar		Laxmipur GOV	EMWQ B		23/07/15	20/06/16	259.79	231.77	231.77000	226.95000	3.84000	230.79000	0.98000	0.98000	0.00000	0.98000	100
Kushinagar		Maghi Kothilawa	EMWQ B		07/09/16	11/07/18	308.43	275.42	275.42000	84.13105	117.96119	202.09224	73.32776	73.32776	0.00000	73.32776	100
Kushinagar		Mahason	EMWQ B		31/07/15	30/04/16	341.32	304.72	304.72000	216.96442	56.94352	273.90794	30.81206	30.81206	0.00000	30.81206	100
Kushinagar		Manuawa	EMWQ B		07/09/15	04/08/16	319.63	285.37	285.37000	271.96961	1.32868	273.29829	12.07171	12.07171	0.00000	12.07171	100
Kushinagar		Manikaura	EMWQ B		12/01/16	11/10/16	272.31	243.00	243.00000	133.95451	48.76924	182.72375	60.27625	60.27625	0.00000	60.27625	100
Kushinagar		Mishrauli	EMWQ B		13/02/17	18/07/17	267.71	238.72	238.72000	224.18000	0.00000	224.18000	14.54000	14.54000	0.00000	14.54000	100
Kushinagar		Mukundpur PWS	Coverage	As/F	14/09/15	13/09/16	225.92	200.82	200.82000	163.96697	33.78632	197.75329	3.06671	3.06671	0.00000	3.06671	100
Kushinagar		Naktaha mishra	EMWQ B		11/09/15	16/08/17	193.4	172.71	172.71000	102.07000	37.34557	139.41557	33.29443	33.29443	0.00000	33.29443	100
Kushinagar		Nanhu Munera	EMWQ B		19/09/15	07/10/16	492.36	439.35	439.35000	218.05456	55.33590	273.39046	165.95954	165.95954	0.00000	165.95954	100
Kushinagar		Narahawa Kirat	EMWQ B		13/01/15	12/01/16	263.58	235.16	235.16000	228.62000	0.00000	228.62000	6.54000	6.54000	0.00000	6.54000	100
Kushinagar		Natha Patti Grar	EMWQ B		13/05/15	12/11/16	214	190.90	190.90000	152.14000	15.07442	167.21442	23.68558	23.68558	0.00000	23.68558	100
Kushinagar		Naval Chhapra	EMWQ B		12/08/15	30/03/17	298.26	266.27	266.27000	188.49000	50.81019	239.30019	26.96981	26.96981	0.00000	26.96981	100
Kushinagar		Pachrukhiya	EMWQ B		13/05/15	12/11/16	251.82	224.70	224.70000	188.82000	8.40000	197.22000	27.48000	27.48000	0.00000	27.48000	100
Kushinagar		Pakaha	EMWQ B		05/11/15	15/08/18	188.63	168.58	168.58000	54.04000	76.49320	130.53320	38.04680	38.04680	0.00000	38.04680	100
Kushinagar		Pakaripar	EMWQ B		26/03/15	25/07/18	146.58	130.90	130.90000	95.00000	1.14860	96.14860	34.75140	34.75140	0.00000	34.75140	100
Kushinagar		Panhwa G.P	EMWQ B		28/05/15	25/10/18	120.18	107.41	107.41000	82.50000	12.42052	94.92052	12.48948	12.48948	0.00000	12.48948	100
Kushinagar		Parsauni	EMWQ B		12/04/16	11/06/17	273.2	243.71	243.71000	168.33702	74.85980	243.19682	0.51318	0.51318	0.00000	0.51318	100
Kushinagar		Pateherawa	EMWQ B		09/07/14	23/07/18	250.79	223.78	223.78000	209.90000	0.00000	209.90000	13.88000	13.88000	0.00000	13.88000	100
Kushinagar		Pipra jatampur	EMWQ B		09/07/14	14/08/18	335	299.32	299.32000	290.99000	3.13537	294.12537	5.19463	5.19463	0.00000	5.19463	100
Kushinagar		Pipra Jham PWS	Coverage	As/F	01/08/15	30/09/16	168.34	149.64	149.64000	144.78000	0.00000	144.78000	4.86000	4.86000	0.00000	4.86000	100
Kushinagar		Pipra Kanak GOV	EMWQ B		25/04/15	15/06/16	260.3	232.23	232.23000	85.71000	7.15929	92.86929	139.36071	27.87000	55.75000	83.62000	60
Kushinagar		Puranahan Mish	EMWQ B		23/08/18	02/01/20	286.74	255.84	255.84000	67.62459	49.48527	117.10986	138.73014	27.75000	55.49000	83.24000	50
Kushinagar		Rampur Bangara	EMWQ B		14/09/15	15/09/16	235.21	209.91	209.91000	206.96000	2.22450	209.18450	0.72550	0.72550	0.00000	0.72550	100
Kushinagar		Rampur Soharau	EMWQ B		18/12/15	21/12/18	274.59	245.05	245.05000	119.57921	67.63032	187.20953	57.84047	57.84047	0.00000	57.84047	100
Kushinagar		Rudwaliya	EMWQ B		29/04/16	31/07/19	207.05	184.84	184.84000	115.68559	44.38475	160.07034	24.76966	24.76966	0.00000	24.76966	100
Kushinagar		Samuhi Khurd	EMWQ B		11/09/15	10/03/17	184.22	164.40	164.40000	108.36000	19.31449	127.67449	36.72551	36.72551	0.00000	36.72551	100
Kushinagar		Sapahi	Coverage		13/01/15	31/10/15	456.69	407.61	407.61000	383.31000	14.58207	397.89207	9.71793	9.71793	0.00000	9.71793	100
Kushinagar		Saraya Bujurg GOV	EMWQ B		10/05/16	09/02/17	495.59	442.06	442.06000	109.40000	46.43251	155.83251	286.22749	57.25000	114.49000	171.74000	80
Kushinagar		Saraya Mahant P	EMWQ B		13/05/15	12/11/16	275.38	245.64	245.64000	242.87000	0.00000	242.87000	2.77000	2.77000	0.00000	2.77000	100
Kushinagar		Semara	EMWQ B		23/11/17	26/12/18	221.79	197.96	197.96000	103.58328	89.91225	193.49553	4.46447	4.46447	0.00000	4.46447	100
Kushinagar		Semra Hardo Pa	EMWQ B		01/02/15	01/02/16	322.1	287.84	287.84000	232.96000	17.95708	250.91708	36.92292	36.92292	0.00000	36.92292	100
Kushinagar		Shankar Patkhal	EMWQ B		02/04/15	21/12/18	240.37	214.48	214.48000	177.91500	5.53677	183.45177	31.02823	31.02823	0.00000	31.02823	100
Kushinagar		Shekhauli	EMWQ B		02/09/16	12/09/18	216.09	192.85	192.85000	96.03420	23.84248	119.87668	72.97332	72.97332	0.00000	72.97332	100
Kushinagar		Shekhwanlia buz	EMWQ B		04/10/14	19/05/16	286.34	255.91	255.91000	248.33000	0.00000	248.33000	7.58000	7.58000	0.00000	7.58000	100
Kushinagar		Shekhwanlia Khu	EMWQ B		25/06/14	17/07/15	166.33	148.51	148.51000	144.72000	0.00000	144.72000	3.79000	3.79000	0.00000	3.79000	100
Kushinagar		Sikatitya	Coverage	As/F	01/02/15	26/05/18	385.25	344.03	344.03000	221.19000	42.63270	263.82270	80.20730	80.20730	0.00000	80.20730	100
Kushinagar		Sohang	EMWQ B		13/05/15	12/11/16	376.07	335.76	335.76000	181.77934	83.42328	265.20262	70.55738	70.55738	0.00000	70.55738	100
Kushinagar		Sondiya Bujurg GOV	EMWQ B		19/09/15	30/09/17	202.61	180.77	180.77000	114.33326	0.00000	114.33326	66.43674	66.43674	0.00000	66.43674	100
Kushinagar		Sonwal	EMWQ B		05/12/18	15/07/20	427.6	381.46	381.46000	23.35000	97.84729	121.19729	260.26271	52.05000	104.11000	156.16000	35
Kushinagar		Taryanwa	EMWQ B		25/06/15	22/04/16	285.16	254.85	254.85000	231.46000	12.30000	243.76000	11.09000	11.09000	0.00000	11.09000	100
Kushinagar		Tarya harikesh	EMWQ B		27/11/14	31/03/16	138.21	123.48	123.48000	122.70000	0.00000	122.70000	0.78000	0.78000	0.00000	0.78000	100
Kushinagar		Tiwari Pat ti	Coverage		27/08/14	26/08/15	183.34	163.64	163.64000	156.91000	0.00000	156.91000	6.73000	6.73000	0.00000	6.73000	100
Kushinagar		Turkaha	EMWQ B		01/02/15	02/01/16	363.31	324.51	324.51000	152.00459	58.88953	210.89412	113.61588	22.72000	45.45000	68.17000	75




District	Divn	Scheme	Programme	Sub Prog	Start Date	Completion Date	Sanctioned cost	Work Cost	Received		Target -expenditure			Prog (%)			
									from SWSM (Total Available)	Total Till 03/2019	2019-20	Total Release	Net to release		Feb-2020	Mar-2020	Total Feb March
1	2	3	4	7			10	11	12	14	15	19	20	21	22	23	
Kushinagar		udho Chhapra G	EMWQ B		31/12/15	21/02/18	143.3	127.99	127.99000	108.52151	12.07947	120.60098	7.38902	7.38902	0.00000	7.38902	100
Kushinagar		Usman pur	EMWQ B		11/09/15	10/03/17	205.94	183.76	183.76000	114.27000	40.96716	155.23716	28.52284	28.52284	0.00000	28.52284	100
Kushinagar		Vishnupura Buzi	EMWQ B		28/05/15	02/08/16	583.48	520.27	520.27000	470.06000	2.39757	472.45757	47.81243	47.81243	0.00000	47.81243	100
Kushinagar		Visunpur raja	EMWQ B		13/08/15	28/06/17	191.26	170.69	170.69000	140.09000	0.00000	140.09000	30.60000	30.60000	0.00000	30.60000	100
Lakhimpur Kheri		ADAMPUR	Coverage	As/F	01/05/15	01/11/16	119.36	106.10	106.10000	100.68267	0.00000	100.68267	5.41733	5.41733	0.00000	5.41733	100
Lakhimpur kheri		Adhachat	Coverage		01/11/16	02/05/18	102.53	91.72	91.72000	43.79246	4.55431	48.34677	43.37323	8.67000	17.35000	26.02000	70
Lakhimpur Kheri		Atkonwa	Coverage		01/05/15	01/11/17	182.81	163.16	163.16000	74.57922	4.30162	78.88084	84.27916	16.86000	33.71000	50.57000	70
Lakhimpur Kheri		Aurangabad Rur	Coverage		01/11/13	01/10/15	413.32	368.78	368.78000	368.77611	0.00000	368.77611	0.00389	0.00389	0.00000	0.00389	100
Lakhimpur Kheri		Baburi	Coverage		01/05/15	01/05/17	311.89	278.02	278.02000	240.99474	9.19739	250.19213	27.82787	27.82787	0.00000	27.82787	100
Lakhimpur Kheri		Bajpai Atanihya	Coverage	As/F	01/05/15	01/06/18	166.34	147.86	147.86000	21.39378	8.67737	30.07115	117.78885	23.56000	47.11000	70.67000	60
Lakhimpur Kheri		Ballipur	Coverage		01/06/14	01/03/16	414.94	369.61	369.61000	335.85275	9.53045	345.38320	24.22680	24.22680	0.00000	24.22680	100
Lakhimpur Kheri		barari nankar	Coverage	As/F	01/05/16	01/05/18	310.86	276.32	276.32000	36.85033	39.91883	76.76916	199.55084	39.91000	79.82000	119.73000	30
Lakhimpur kheri		BASADHIA	Coverage		01/05/16	01/11/17	83.91	74.83	74.83000	39.56132	0.00000	39.56132	35.26868	7.05000	14.11000	21.16000	20
Lakhimpur kheri		Basantapur kala	Coverage	As/F	01/03/15	01/03/16	317.17	285.98	285.98000	230.03022	0.00000	230.03022	55.94978	55.94978	0.00000	55.94978	100
Lakhimpur Kheri		Bauntha PWS	Coverage	As/F	01/11/15	01/05/17	167.8	149.16	149.16000	90.07072	8.40616	98.47688	50.68312	50.68312	0.00000	50.68312	100
Lakhimpur Kheri		Bhanpur	EMWQ B		01/05/16	01/11/17	125.42	112.09	112.09000	25.89334	14.55791	40.45125	71.63875	14.33000	28.65000	42.98000	45
Lakhimpur Kheri		Bhedauri	Coverage		01/03/16	01/03/18	368.16	328.58	328.58000	50.15576	29.91125	80.06701	248.51299	49.70000	99.41000	149.11000	50
Lakhimpur kheri		Bijauriya	Coverage		01/12/15	01/06/17	160.57	143.26	143.26000	129.03663	13.70512	142.74175	0.51825	0.51825	0.00000	0.51825	100
Lakhimpur Kheri		Bijua	Coverage		01/01/16	01/01/19	565.09	505.29	505.29000	38.90897	30.10796	69.01693	436.27307	87.25000	174.51000	261.76000	15
Lakhimpur kheri		Darigapur	NWQSM	As/F	01/05/14	01/06/15	161.09	145.03	145.03000	137.62459	0.24780	137.87239	7.15761	7.15761	0.00000	7.15761	100
Lakhimpur Kheri		Daultapur	Coverage		01/07/15	01/07/18	501.18	447.22	447.22000	122.15728	73.30254	195.45982	251.76018	50.35000	100.71000	151.06000	40
Lakhimpur Kheri		Devi Purwa	Coverage		01/06/14	01/06/17	435.15	388.32	388.32000	259.05484	17.50211	276.55695	111.76305	111.76305	0.00000	111.76305	100
Lakhimpur kheri		Dhakhaura	Coverage	SAGY	01/11/16	01/11/18	333.89	298.32	298.32000	200.32993	11.52936	211.85929	86.46072	17.29000	34.59000	51.88000	80
Lakhimpur Kheri		Dhaurahaea Khu	Coverage	As/F	01/11/16	01/11/18	298.56	265.39	265.39000	114.11496	0.65318	114.76814	150.62186	150.62186	0.00000	150.62186	100
Lakhimpur Kheri		Dhourahra Deha	Coverage		01/12/14	01/12/17	870.6	775.81	775.81000	594.94313	53.51330	648.45643	127.35357	127.35357	0.00000	127.35357	100
Lakhimpur Kheri		Dulhi	Coverage		01/05/15	01/05/18	793.88	706.59	706.59000	423.90139	25.34646	449.24785	257.34215	51.47000	102.94000	154.41000	90
Lakhimpur Kheri		Ganeshpur	Coverage		01/07/15	01/07/17	343.43	306.09	306.09000	125.48097	14.99717	140.47814	165.61186	33.12000	66.25000	99.37000	80
Lakhimpur Kheri		Gogawan	EMWQ B		01/05/14	01/03/15	320.45	285.45	285.45000	249.44173	0.27948	249.72121	35.72879	35.72879	0.00000	35.72879	100
Lakhimpur Kheri		Gola Dehat	Coverage		01/03/15	01/03/18	1220.27	1087.73	1087.73000	595.35063	122.95440	718.30503	369.42497	73.88000	147.77000	221.65000	90
Lakhimpur Kheri		Gopalpur	EMWQ B		01/01/16	01/07/17	162.07	144.70	144.70000	62.27614	39.00446	101.28060	43.41940	43.41940	0.00000	43.41940	100
Lakhimpur Kheri		Grantdad pur	Coverage		01/10/15	01/10/18	766.26	682.84	682.84000	305.15204	0.00000	305.15204	377.68796	75.54000	151.07000	226.61000	95
Lakhimpur Kheri		Gudariya PWS	Coverage	As/F	01/05/15	01/05/17	218.62	194.33	194.33000	174.58217	0.00000	174.58217	19.74783	19.74783	0.00000	19.74783	100
Lakhimpur kheri		Gulariya taluka d	Coverage	As/F	01/05/15	01/06/18	217.7	194.07	194.07000	160.08553	14.65716	174.74269	19.32731	19.32731	0.00000	19.32731	100
Lakhimpur Kheri		Gumchini	Coverage	As/F	01/01/16	01/03/18	88.59	78.75	78.75000	31.41808	7.50976	38.92784	39.82216	7.96000	15.93000	23.89000	70
Lakhimpur kheri		Gurhutta Khurda	Coverage		01/04/19	31/03/21	251.74	224.50	224.50000	48.90194	0.00000	48.90194	175.59806	35.12000	70.24000	105.36000	20
Lakhimpur Kheri		Hasanpur Kataul	Coverage		01/05/14	01/03/15	458.05	408.20	408.20000	279.60097	1.19424	280.79521	127.40479	127.40479	0.00000	127.40479	100
Lakhimpur Kheri		Jagdishpur	EMWQ B		01/01/16	01/07/17	144.1	128.71	128.71000	63.51110	11.89600	75.40710	53.30290	10.66000	21.32000	31.98000	70
Lakhimpur kheri		Jatpurwa	Coverage	As/F	01/05/15	01/05/17	300.33	270.40	270.40000	249.51570	6.81244	256.32814	14.07186	14.07186	0.00000	14.07186	100
Lakhimpur Kheri		Kafara	Coverage		01/05/15	01/05/18	620.18	552.98	552.98000	246.46255	171.21524	417.67779	135.30221	27.06000	54.12000	81.18000	85
Lakhimpur Kheri		Kaima Bujurg(Ba	EMWQ B		01/05/15	01/12/16	371.73	331.05	331.05000	319.30305	0.00000	319.30305	11.74695	11.74695	0.00000	11.74695	100
Lakhimpur Kheri		Kaima Khadar (T	EMWQ B		01/05/15	01/11/17	157.43	140.58	140.58000	42.02948	29.05912	71.08860	69.49140	13.90000	27.79000	41.69000	85
Lakhimpur kheri		Kairati purwa	Coverage	As/F	01/10/15	01/10/17	223.51	199.39	199.39000	139.48816	20.02783	159.51599	39.87401	39.87401	0.00000	39.87401	100
Lakhimpur kheri		Keswapur kalan	Coverage	As/F	01/05/15	01/11/16	124.84	111.49	111.49000	107.50755	0.00000	107.50755	3.98245	3.98245	0.00000	3.98245	100
Lakhimpur Kheri		Kouraha	Coverage	As/F	01/06/15	01/12/16	116.46	103.52	103.52000	83.51729	0.43236	83.94965	19.57035	19.57035	0.00000	19.57035	100
Lakhimpur Kheri		Lalhapur	Coverage		01/12/14	01/12/17	802.91	715.72	715.72000	354.96811	62.95260	417.92071	297.79929	297.79929	0.00000	297.79929	100
Lakhimpur Kheri		Lalpur	Coverage	As/F	01/03/15	01/03/16	59.94	53.45	53.45000	36.87513	0.00000	36.87513	16.57487	16.57487	0.00000	16.57487	100
Lakhimpur Kheri		Lalpur	Coverage		01/05/15	01/05/18	506.23	451.09	451.09000	116.89548	147.16130	264.05678	187.03322	37.41000	74.81000	112.22000	75
Lakhimpur Kheri		MAHRAJ NAGAR	Coverage	As/F	01/08/15	01/08/17	273.59	243.19	243.19000	194.64647	1.97358	196.62005	46.56995	9.31000	18.63000	27.94000	85
Lakhimpur kheri		Malenia	Coverage	As/F	01/12/15	01/12/17	206.4	184.02	184.02000	120.57446	21.01309	141.58755	42.43245	42.43245	0.00000	42.43245	100
Lakhimpur Kheri		Manikapur	Coverage	As/F	01/03/15	01/03/16	71.91	64.13	64.13000	45.30812	0.00000	45.30812	18.82188	18.82188	0.00000	18.82188	100




District	Divn	Scheme	Programme	Sub Prog	Start Date	Completion Date	Sanctioned cost	Work Cost	Received		Total Release	Net to release	Target -expenditure			Prog (%) 01/2020	
									from SWSM (Total Available)	Total Till 03/2019			2019-20	Feb-2020	Mar-2020		Total Feb March
1	2	3	4	7			10	11	12	14	15	19	20	21	22	23	
Lakhimpur Kheri		Matera PWS	Coverage	As/F	01/12/15	01/06/17	166.84	148.30	148.30000	136.35656	2.89558	139.25214	9.04786	1.81000	3.62000	5.43000	90
Lakhimpur kheri		Milik	Coverage	As/F	01/10/15	01/04/17	183.58	163.84	163.84000	138.93904	1.99404	140.93308	22.90692	22.90692	0.00000	22.90692	100
Lakhimpur Kheri		MIRZAPUR ISSA	Coverage	As/F	01/05/15	01/11/16	112.8	100.27	100.27000	88.29957	1.18566	89.48523	10.78477	10.78477	0.00000	10.78477	100
Lakhimpur Kheri		MITOLI PWS SCH	Coverage		01/05/15	01/05/18	975.63	867.23	867.23000	661.06966	0.94036	662.01002	205.21998	205.21998	0.00000	205.21998	100
Lakhimpur Kheri		Mudan Bujurg	Coverage		01/07/15	01/07/18	875.68	780.69	780.69000	254.82809	33.02219	287.85028	492.83972	98.57000	197.13000	295.70000	85
Lakhimpur kheri		Mujha	Coverage	As/F	01/05/15	01/05/17	213.67	190.62	190.62000	114.69871	36.80494	151.50365	39.11635	39.11635	0.00000	39.11635	100
Lakhimpur kheri		Nainapur	NWQSM	As/F	01/05/15	01/05/17	257.26	229.25	229.25000	139.56571	37.29911	176.86482	52.38518	52.38518	0.00000	52.38518	100
Lakhimpur Kheri		Nakahiya	Coverage	As/F	01/11/15	01/11/16	47.08	41.85	41.85000	39.57959	1.53091	41.11050	0.73950	0.15000	0.29000	0.44000	80
Lakhimpur Kheri		Neemgaon	EMWQ B		01/05/14	01/06/15	565.64	504.24	504.24000	462.54119	0.88681	463.42800	40.81200	40.81200	0.00000	40.81200	100
Lakhimpur kheri		Ozha purwa	Coverage	As/F	01/10/15	01/04/17	167.85	149.85	149.85000	130.78901	13.75200	137.66501	12.18499	12.18499	0.00000	12.18499	100
Lakhimpur Kheri		Padariya Tilkapu	EMWQ B		01/11/15	01/11/16	238.84	212.87	212.87000	173.13523	0.00000	173.13523	39.73477	39.73477	0.00000	39.73477	100
Lakhimpur Kheri		Palia	Coverage	As/F	01/05/17	01/05/18	93.03	83.39	83.39000	28.12432	28.40503	56.52935	26.86065	5.37000	10.75000	16.12000	25
Lakhimpur kheri		Palia kalan	Coverage	As/F	01/05/15	01/05/17	333.67	297.70	297.70000	246.94770	35.24609	282.19379	15.50621	15.50621	0.00000	15.50621	100
Lakhimpur Kheri		Parsa	Coverage	As/F	01/01/16	01/03/18	179.81	160.35	160.35000	111.36406	0.00000	111.36406	48.98594	48.98594	0.00000	48.98594	100
Lakhimpur kheri		Patihan	Coverage	As/F	01/08/14	01/06/15	437.27	389.59	389.59000	280.16412	1.04160	281.20572	108.38428	108.38428	0.00000	108.38428	100
Lakhimpur Kheri		Pharsaiya	EMWQ B		01/09/16	01/03/18	162.37	144.97	144.97000	2.28469	0.00000	2.28469	142.68531	28.54000	57.07000	85.61000	30
Lakhimpur kheri		Phool Beher rura	Coverage	As/F	01/11/14	01/11/17	508.99	453.57	453.57000	197.11728	42.68008	239.79736	213.77264	213.77264	0.00000	213.77264	100
Lakhimpur Kheri		Punarbhu	Coverage	SAGY	01/04/17	01/04/19	344.4	308.22	308.22000	197.48164	24.60075	222.08239	86.13761	17.23000	34.45000	51.68000	65
Lakhimpur Kheri		Purauri PWS	Coverage	As/F	01/08/15	01/08/17	224.37	199.44	199.44000	156.86370	0.76746	157.63116	41.80884	41.80884	0.00000	41.80884	100
Lakhimpur kheri		Raipur	Coverage	SAGY	01/11/16	01/11/18	301.75	269.72	269.72000	197.28863	56.11824	253.40687	16.31313	3.26000	6.53000	9.79000	85
Lakhimpur Kheri		Rakehiti	Coverage		01/07/15	01/07/18	595.84	531.09	531.09000	381.38067	55.72128	437.10195	93.98805	18.80000	37.59000	56.39000	85
Lakhimpur Kheri		Rampur Gokul	Coverage		01/05/16	01/11/17	137.81	123.12	123.12000	65.31073	11.88889	77.19962	45.92038	9.18000	18.37000	27.55000	75
Lakhimpur kheri		Saidhari	Coverage	As/F	01/11/14	01/11/17	711.39	633.84	633.84000	310.65561	53.74065	364.39626	269.44374	269.44374	0.00000	269.44374	100
Lakhimpur Kheri		Samarda	Coverage		01/05/15	01/11/16	156.42	139.68	139.68000	94.05859	4.28330	98.34189	41.33811	41.33811	0.00000	41.33811	100
Lakhimpur Kheri		Sansaarpur	Coverage		01/10/15	01/10/18	537.12	479.20	479.20000	138.17440	3.01392	141.18832	338.01168	67.60000	135.21000	202.81000	65
Lakhimpur Kheri		Semari	Coverage		01/05/15	01/05/18	590.87	527.03	527.03000	9.33789	89.79928	99.13717	427.89283	85.58000	171.16000	256.74000	10
Lakhimpur Kheri		Singha Kalan	EMWQ B		01/03/15	01/03/18	574.18	511.56	511.56000	391.42439	14.47761	405.90200	105.65800	105.65800	0.00000	105.65800	100
Lakhimpur kheri		Sohariya	Coverage	As/F	01/05/15	01/05/17	239.59	215.72	215.72000	185.33507	19.93155	205.26662	10.45338	2.09000	4.18000	6.27000	99
Lakhimpur Kheri		Suabhoj	Coverage		01/06/14	01/07/15	866.33	771.66	771.66000	548.57479	5.30703	553.88182	217.77818	217.77818	0.00000	217.77818	100
Lakhimpur Kheri		Suthna Barsola	Coverage		01/08/15	01/08/17	426.34	379.16	379.16000	287.98217	24.25670	312.23887	66.92113	66.92113	0.00000	66.92113	100
Lakhimpur kheri		Udaipur Kaimha	Coverage		01/05/16	01/05/17	92.5	82.80	82.80000	32.58680	8.21107	40.79787	42.00213	8.40000	16.80000	25.20000	60
Lakhimpur Kheri		Wajir Nagar	EMWQ B		01/03/14	02/03/15	343.4	305.85	305.85000	237.62378	0.00000	237.62378	68.22622	68.22622	0.00000	68.22622	100
Lalitpur		Bamhousisar	Coverage		30/09/14	31/12/16	440.25	393.83	393.83000	381.59000	3.18462	384.77462	9.05538	9.05538	0.00000	9.05538	100
Lalitpur		Barkhiriya	Coverage		30/09/14	31/08/16	293.25	264.42	264.42000	261.55913	1.31703	262.87616	1.54384	1.54384	0.00000	1.54384	100
Lalitpur		Basi Harshpur G	Coverage		31/05/15	30/04/19	5925.7	5290.53	5290.53000	3242.45429	399.19537	3641.64966	1648.88034	329.78000	659.55000	989.33000	96
Lalitpur		Bhuchara	Coverage		30/09/14	31/08/16	305.9	275.67	275.67000	193.51880	1.37393	194.89273	80.77727	80.77727	0.00000	80.77727	100
Lalitpur		Jamundhana Kal	Coverage		30/09/14	31/08/16	270.99	243.15	243.15000	235.06440	6.87668	195.00108	48.14892	48.14892	0.00000	48.14892	100
Lalitpur		Kailguwan	Coverage		31/05/14	31/03/16	645.27	576.23	576.23000	533.87919	10.06841	543.94760	32.28240	32.28240	0.00000	32.28240	100
Lalitpur		Natthikhera GOV	Coverage		30/04/15	30/03/18	2934.89	2616.47	2616.47000	1921.26948	88.44529	2009.71477	606.75523	121.35000	242.70000	364.05000	96
Lalitpur		Patha vijayapura	Coverage		30/04/15	30/06/17	509.92	453.27	453.27000	262.36326	43.15299	305.51625	147.75375	29.55000	59.10000	88.65000	95
Lalitpur		Ranipura GOV	Coverage		30/04/15	31/03/20	3648.47	3252.01	3252.01000	1091.93555	1126.20486	2218.14041	1033.86959	206.77000	413.55000	620.32000	55
Lucknow		Auntgarhi Saura	Coverage	SAGY	16/07/16	30/12/17	248.88	222.18	222.18000	121.15063	80.13327	201.28390	20.89610	4.18000	8.36000	12.54000	99
Lucknow		Benti	Coverage	SAGY	27/11/16	03/10/18	296.82	264.84	264.84000	96.21540	62.69150	158.90690	105.93310	21.19000	42.37000	63.56000	93
Lucknow		Bijnor	Coverage		12/04/16	31/03/17	889.51	793.51	793.51000	90.25000	17.78272	108.03272	685.47728	137.10000	274.19000	411.29000	25
Lucknow		Jehta	Coverage		16/10/14	31/03/16	210.55	187.71	187.71000	161.79000	25.08023	186.87023	0.83977	0.83977	0.00000	0.83977	100
Lucknow		Jugor	Coverage		12/04/16	31/03/17	630.62	563.04	563.04000	115.99016	70.75678	186.74694	376.29306	75.26000	150.52000	225.78000	55
Lucknow		Kalli pashim	Coverage		16/10/14	31/03/16	518.42	462.70	462.70000	356.18217	82.22662	438.40879	24.29121	4.86000	9.71000	14.57000	99
Lucknow		Karanpur	Coverage		22/07/16	31/12/18	88.45	79.18	79.18000	43.33000	35.77508	79.10508	0.07492	0.07492	0.00000	0.07492	100
Lucknow		Kasmandi Kalan	Coverage		01/07/13	19/04/14	192.55	171.84	171.84000	171.50000	0.00000	171.50000	0.34000	0.34000	0.00000	0.34000	100
Lucknow		Kathwara	Coverage		08/07/15	31/03/17	388.19	346.43	346.43000	66.63000	103.11705	169.74705	176.68295	35.34000	70.67000	106.01000	62




District	Divn	Scheme	Programme	Sub Prog	Start Date	Completion Date	Sanctioned cost	Work Cost	Received		Total Release	Net to release	Target -expenditure			Prog (%) 01/2020	
									from SWSM (Total Available)	Total Till 03/2019			Feb-2020	Mar-2020	Total Feb March		
1	2	3	4	7			10	11	12	14	15	19	20	21	22	23	
Lucknow		Khargapur (Mak	Coverage		19/05/13	30/06/15	446.24	396.66	396.66000	364.47000	6.73114	371.20114	25.45886	25.45886	0.00000	25.45886	100
Lucknow		Mall	Coverage		01/07/13	19/04/14	222.06	198.10	198.10000	189.11000	3.24741	192.35741	5.74259	5.74259	0.00000	5.74259	100
Lucknow		Mati	Coverage		08/07/15	31/03/17	298.74	266.82	266.82000	92.15000	18.73419	110.88419	155.93581	31.19000	62.37000	93.56000	81
Lucknow		Mau	Coverage		16/10/14	31/03/16	969.15	861.47	861.47000	462.57336	116.31503	578.88839	282.58161	56.52000	113.03000	169.55000	99
Lucknow		Nigoha	Coverage		08/07/15	31/03/17	299.84	267.80	267.80000	69.61724	175.97183	245.58907	22.21093	4.44000	8.89000	13.33000	92
Lucknow		Rahim Nagar Pa	Coverage		08/07/15	31/03/17	388.65	346.83	346.83000	84.42040	90.04107	174.46147	172.36853	34.47000	68.95000	103.42000	75
Lucknow		Samesee	Coverage		16/10/14	31/03/16	618.1	551.38	551.38000	384.79000	83.94746	468.73746	82.64254	82.64254	0.00000	82.64254	100
Lucknow		Thari	Coverage		16/10/14	31/03/16	241.14	214.92	214.92000	161.77000	15.14043	176.91043	38.00957	38.00957	0.00000	38.00957	100
Lucknow		Utrawan	Coverage		08/07/15	31/03/17	514.75	459.04	459.04000	56.85000	34.04240	90.89240	368.14760	73.63000	147.26000	220.89000	44
Maharajganj		Badahara Meer	Coverage	SAGY	01/04/17	31/03/19	140.55	125.85	125.85000	42.40000	39.53410	81.93410	43.91590	8.78000	17.57000	26.35000	90
Maharajganj		Banspar Baijauli	EMWQ B		01/04/15	31/03/19	280.8	250.56	250.56000	93.81000	70.98018	164.79018	85.76982	17.15000	34.31000	51.46000	75
Maharajganj		Belwa Buzurg	EMWQ B		01/07/15	31/12/18	265.83	237.24	237.24000	204.69824	4.07278	208.77102	28.46898	28.46898	0.00000	28.46898	100
Maharajganj		Chowk	EMWQ B		15/07/15	31/03/19	384.22	343.04	343.04000	325.22549	14.23324	339.45873	3.58127	3.58127	0.00000	3.58127	100
Maharajganj		Doma	EMWQ B		01/04/15	31/03/18	213.04	190.17	190.17000	149.29729	15.20144	164.49873	25.67127	25.67127	0.00000	25.67127	100
Maharajganj		Gopala	EMWQ B		01/04/15	31/03/18	219.94	196.31	196.31000	139.23013	2.09810	141.32823	54.98177	54.98177	0.00000	54.98177	100
Maharajganj		Karmaha	EMWQ B		01/07/15	31/03/18	402.4	359.28	359.28000	304.98920	22.25739	327.24659	32.03341	32.03341	0.00000	32.03341	100
Maharajganj		Khesari GOV	EMWQ B		01/04/15	31/03/18	431.55	385.06	385.06000	282.05000	9.70421	291.75421	93.30579	93.30579	0.00000	93.30579	100
Maharajganj		Manikaura	Coverage		01/04/15	31/03/17	118.35	105.79	105.79000	89.77000	0.54448	90.31448	15.47552	15.47552	0.00000	15.47552	100
Maharajganj		Partawal	Coverage		01/11/13	31/03/18	497.36	442.58	442.58000	375.30764	21.30887	396.61651	45.96349	45.96349	0.00000	45.96349	100
Maharajganj		Senduriya	EMWQ B		01/04/15	31/03/19	249.96	223.02	223.02000	150.56849	41.92460	192.49309	30.52691	30.52691	0.00000	30.52691	100
Maharajganj		Sitalpur GOV	EMWQ B		01/04/15	31/03/18	212.16	189.38	189.38000	143.44000	0.00000	143.44000	45.94000	45.94000	0.00000	45.94000	100
Mainpuri		Gangisi	Coverage		23/07/14	22/01/16	465.97	414.65	414.65000	377.71000	0.00000	377.71000	36.94000	36.94000	0.00000	36.94000	100
Mainpuri		Kharpari	Coverage		10/08/15	09/08/17	822.29	733.19	733.19000	128.59000	205.25562	333.84562	399.34438	79.87000	159.74000	239.61000	80
Mainpuri		Kirthua	Coverage		25/11/14	24/05/16	229.25	204.67	204.67000	170.38000	0.00000	170.38000	34.29000	34.29000	0.00000	34.29000	100
Mainpuri		Kosma Musalme	Coverage		02/08/14	01/02/16	403.88	359.07	359.07000	349.20000	0.52215	349.72215	9.34785	9.34785	0.00000	9.34785	100
Mainpuri		Kuchela	Coverage		23/07/14	22/01/16	416.69	370.80	370.80000	347.70000	2.47407	350.17407	20.62593	20.62593	0.00000	20.62593	100
Mainpuri		Rathera	Coverage	SAGY	10/12/16	09/12/17	175.84	156.98	156.98000	77.92497	62.49004	140.41501	16.56499	16.56499	0.00000	16.56499	100
Mainpuri		Sagamai Jagir	Coverage	SAGY	02/11/16	01/11/17	184.48	164.67	164.67000	120.88484	30.51013	151.39497	13.27503	13.27503	0.00000	13.27503	100
Mathura		Ayera	Coverage		01/04/15	31/12/17	191.58	171.47	171.47000	163.80000	0.00000	163.80000	7.67000	7.67000	0.00000	7.67000	100
Mathura		Barari	Coverage		01/04/15	31/12/17	194.34	173.93	173.93000	126.93002	29.89216	156.82218	17.10782	17.10782	0.00000	17.10782	100
Mathura		Barka	Coverage		01/04/15	31/12/17	182.89	163.74	163.74000	154.89644	1.44689	156.34333	5.91667	5.91667	0.00000	5.91667	100
Mathura		Baroth Bangar	Coverage		01/04/15	31/12/17	292.85	261.59	261.59000	91.44626	92.14663	183.59289	77.99711	15.60000	31.20000	46.80000	75
Mathura		Bhadaya	Coverage		02/04/15	31/12/17	203.96	182.49	182.49000	145.57559	26.76817	172.34376	10.14624	10.14624	0.00000	10.14624	100
Mathura		Bharna kala	Coverage		30/04/15	31/12/17	241.41	215.81	215.81000	185.46482	16.84773	202.31255	13.49745	13.49745	0.00000	13.49745	100
Mathura		CHATIKARA PAY	Coverage		01/04/15	31/12/17	278.93	249.66	249.66000	249.58161	0.00000	249.58161	0.07839	0.07839	0.00000	0.07839	100
Mathura		Dharampura	Coverage		01/04/15	31/12/17	216.69	193.82	193.82000	84.68288	19.25332	103.93620	89.88380	17.98000	35.95000	53.93000	55
Mathura		Hayatpur	Coverage		01/04/15	31/12/17	290.1	259.14	259.14000	79.29479	85.94044	165.23523	93.90477	18.78000	37.56000	56.34000	70
Mathura		Kirarai	Coverage		02/04/15	31/12/17	225.07	201.27	201.27000	73.24238	70.34162	143.58400	57.68600	57.68600	0.00000	57.68600	100
Mathura		Lalpur	Coverage		01/04/15	31/12/17	202.62	181.30	181.30000	131.98487	26.63900	158.62387	1.18613	1.18613	0.00000	1.18613	100
Mathura		Luhara	Coverage		01/04/15	31/12/17	221.79	198.35	198.35000	56.91247	53.78348	110.69595	87.65405	87.65405	0.00000	87.65405	100
Mathura		NARHAULI W/S	Coverage		01/04/15	31/12/17	405.75	360.67	360.67000	168.66000	31.29853	199.95853	160.71147	32.14000	64.29000	96.43000	85
Mathura		Palikhera PWS S	Coverage		01/04/15	31/12/17	285.94	254.21	254.21000	107.98000	2.76528	110.74528	143.46472	28.69000	57.39000	86.08000	70
Mathura		Paosli	Coverage		01/04/15	31/12/17	206.55	184.79	184.79000	151.82097	2.75229	154.57326	22.77674	22.77674	0.00000	22.77674	100
Mathura		Ranwari	Coverage		01/04/15	30/04/17	211.74	189.41	189.41000	145.10748	22.74120	167.84868	20.25132	20.25132	0.00000	20.25132	100
Mathura		Rawal Bangar	Coverage	SAGY	01/04/18	31/10/18	278.39	248.80	248.80000	199.08228	27.77235	226.85463	21.94537	21.94537	0.00000	21.94537	100
Mathura		Sarurpur	Coverage		01/04/15	31/12/17	208.92	186.90	186.90000	79.71200	38.23593	117.94793	68.95207	13.79000	27.58000	41.37000	60
Mathura		Senwa	Coverage		01/04/15	31/12/17	237.89	212.68	212.68000	130.97021	48.38617	179.35638	31.82362	31.82362	0.00000	31.82362	100
Mathura		Shahjadpur	Coverage		01/04/15	31/12/17	192.74	172.50	172.50000	163.91426	0.16758	164.08184	6.92816	6.92816	0.00000	6.92816	100
Mathura		Shernagar Banga	Coverage		01/04/15	31/12/17	183.27	164.08	164.08000	145.35654	12.31669	157.67323	2.25677	2.25677	0.00000	2.25677	100
Mathura		Sinhana	Coverage		01/04/15	31/12/17	203.02	181.65	181.65000	173.14664	0.32023	173.46687	6.70313	6.70313	0.00000	6.70313	100




District	Divn	Scheme	Programme	Sub Prog	Start Date	Completion Date	Sanctioned cost	Work Cost	Received			Target -expenditure				Prog (%) 01/2020	
									from SWSM (Total Available)	Total Till 03/2019	2019-20	Total Release	Net to release	Feb-2020	Mar-2020		Total Feb March
1	2	3	4	7			10	11	12	14	15		19	20	21	22	23
Mau		Alakh G.P	EMWQ B		15/06/16	31/07/19	147.27	131.64	131.64000	24.08000	61.38036	85.46036	46.17964	9.24000	18.47000	27.71000	87
Mau		Alinagar	Coverage	As/F	01/06/14	31/03/16	135.85	121.48	121.48000	108.77000	1.98063	110.75063	10.72937	10.72937	0.00000	10.72937	100
Mau		Basaratpur	EMWQ B		15/06/15	31/07/19	156.33	139.63	139.63000	0.59000	0.42658	1.01658	138.61342	27.72000	55.45000	83.17000	12
Mau		Belchaura	NWQSM	As/F	01/06/14	31/03/17	115.88	103.63	103.63000	93.98000	1.12000	95.10000	8.53000	8.53000	0.00000	8.53000	100
Mau		BHAWRKOL PWS	Coverage		15/06/15	31/07/18	113.15	101.20	101.20000	66.47377	1.78145	68.25522	32.94478	32.94478	0.00000	32.94478	100
Mau		Bheera	EMWQ B		15/06/15	31/07/19	195.77	174.80	174.80000	26.92000	32.37833	59.29833	115.50167	23.10000	46.20000	69.30000	40
Mau		Chakara	Coverage		15/06/15	31/07/18	193.02	172.35	172.35000	105.22013	0.16500	105.38513	66.96487	66.96487	0.00000	66.96487	100
Mau		Dangauli	EMWQ B		15/07/17	31/07/18	219.81	196.19	196.19000	139.22415	3.89781	143.12196	53.06804	53.06804	0.00000	53.06804	100
Mau		Daragah	EMWQ B		15/06/15	31/07/19	285.11	254.73	254.73000	40.83000	51.32161	92.15161	162.57839	32.52000	65.03000	97.55000	50
Mau		Devdah	Coverage		15/06/15	31/07/18	134	119.75	119.75000	103.09893	5.62125	108.72018	11.02982	11.02982	0.00000	11.02982	100
Mau		Dumaraon	Coverage	SAGY	15/07/16	31/07/18	205.79	183.69	183.69000	161.85423	1.39956	163.25379	20.43621	20.43621	0.00000	20.43621	100
Mau		Garthauli	EMWQ B		15/06/15	31/07/19	154.31	137.90	137.90000	21.18000	8.05311	29.23311	108.66689	21.73000	43.47000	65.20000	20
Mau		Haibatpur	Coverage		15/06/15	31/12/18	137.66	123.01	123.01000	88.31681	25.46154	113.77835	9.23165	9.23165	0.00000	9.23165	100
Mau		Kahinaur	EMWQ B		15/06/15	31/12/18	164.47	147.10	147.10000	121.30419	23.89643	145.20062	1.89938	1.89938	0.00000	1.89938	100
Mau		Kudsar	Coverage	As/F	01/04/14	31/12/16	82.99	74.36	74.36000	71.99000	0.91250	72.90250	1.45750	1.45750	0.00000	1.45750	100
Mau		Kurthi Japharpur	Coverage		04/01/15	31/07/18	399.85	357.58	357.58000	314.74679	5.95347	320.70026	36.87974	36.87974	0.00000	36.87974	100
Mau		Kutubpur	EMWQ B		15/06/15	31/07/19	91.21	81.67	81.67000	0.53000	12.01148	12.54148	69.12852	13.83000	27.65000	41.48000	10
Mau		Lakhanaur	Coverage		15/05/15	31/12/18	151.92	135.70	135.70000	55.84000	30.51115	86.35115	49.34885	49.34885	0.00000	49.34885	100
Mau		Masina	Coverage		15/06/15	31/12/18	135.52	121.10	121.10000	79.41930	1.89246	81.31176	39.78824	7.96000	15.91000	23.87000	45
Mau		Mohammadpur	Coverage		15/05/15	31/12/18	108.91	97.43	97.43000	43.91848	22.33640	66.25488	31.17512	6.24000	12.47000	18.71000	95
Mau		Parasupur Muba	Coverage		15/06/15	31/12/18	91.19	81.66	81.66000	80.80000	0.00000	80.80000	0.86000	0.86000	0.00000	0.86000	100
Mau		Rasoolpur Adam	NWQSM	As/F	15/05/15	31/12/17	328.59	293.58	293.58000	154.18461	21.76429	175.94890	117.63110	117.63110	0.00000	117.63110	100
Mau		Runkunpura	Coverage		15/05/15	15/06/17	119.76	107.08	107.08000	78.05892	8.82744	86.88636	20.19364	20.19364	0.00000	20.19364	100
Mau		Sarava	EMWQ B		15/06/15	31/12/17	74.96	67.22	67.22000	14.95000	22.16509	37.11509	30.10491	6.02000	12.04000	18.06000	35
Mau		Saraya Mewagir	Coverage		15/05/15	31/12/17	131.44	117.47	117.47000	83.44893	3.03904	86.48797	30.98203	30.98203	0.00000	30.98203	100
Mau		Sarwan Padraha	EMWQ B		15/06/15	31/12/17	351.45	313.92	313.92000	37.72000	8.43490	46.15490	267.76510	53.55000	107.11000	160.66000	10
Mau		Sondsar	Coverage		05/10/17	31/07/18	121.04	108.22	108.22000	96.23248	11.62409	107.85657	0.36343	0.07000	0.15000	0.22000	75
Mau		Surhur pur	EMWQ B		01/10/14	31/08/17	162.03	144.77	144.77000	139.62468	1.15299	140.77767	3.99233	3.99233	0.00000	3.99233	100
Meerut		Behrora	Coverage	SAGY	31/12/16	31/12/17	228.25	203.57	203.57000	148.40287	25.30975	173.71262	29.85738	29.85738	0.00000	29.85738	100
Meerut		Matora	Coverage		22/11/14	31/10/15	169.79	150.92	150.92000	150.91000	0.00000	150.91000	0.01000	0.01000	0.00000	0.01000	100
Meerut		Rasoolpur Dhau	Coverage		30/04/15	30/06/17	465.84	415.69	415.69000	399.79000	15.15349	414.94349	0.74651	0.74651	0.00000	0.74651	100
Meerut		Samaypur (Reor	Coverage	SAGY	30/12/16	29/06/18	439.17	392.08	392.08000	354.13975	36.89059	391.03034	1.04966	1.04966	0.00000	1.04966	100
Mirzapur		Bikna	Coverage		03/03/15	31/03/19	181.78	163.25	163.25000	14.86890	47.91535	62.78425	100.46575	20.09000	40.19000	60.28000	45
Mirzapur		Birpur	Coverage		26/03/15	31/03/19	109.13	97.61	97.61000	7.74000	45.77825	53.51825	44.09175	8.82000	17.64000	26.46000	55
Mirzapur		Chandaipur	Coverage		29/04/15	31/03/19	207.71	185.83	185.83000	19.41000	0.00000	19.41000	166.42000	33.28000	66.57000	99.85000	20
Mirzapur		Dadari	Coverage	SAGY	14/06/16	31/03/18	477.92	427.10	427.10000	410.64217	10.76614	421.40831	3.70169	0.74000	1.48000	2.22000	90
Mirzapur		Katran	Coverage	As/F	10/07/14	31/03/18	262.11	232.99	232.99000	231.77000	0.00000	231.77000	0.05000	0.05000	0.00000	0.05000	100
Mirzapur		Naugaon	Coverage		05/03/15	31/03/19	168.54	150.97	150.97000	11.96000	25.33070	37.29070	113.67930	22.74000	45.47000	68.21000	20
Mirzapur		Tand	Coverage		16/04/15	31/03/19	181.95	162.90	162.90000	17.02000	0.00000	17.02000	145.88000	29.18000	58.35000	87.53000	20
Moradabad		Asalatnagar Bag	Coverage		30/11/14	30/11/16	229.5	204.87	204.87000	149.36472	33.24967	182.61439	22.25561	22.25561	0.00000	22.25561	100
Moradabad		Barbara Mazra	Coverage		30/06/14	30/06/16	508.26	453.06	453.06000	269.25262	53.76550	323.01812	130.04188	26.01000	52.02000	78.03000	75
Moradabad		Begampur	Coverage		30/06/14	30/05/16	162	144.63	144.63000	141.74000	0.00000	141.74000	2.89000	2.89000	0.00000	2.89000	100
Moradabad		Bhensia	Coverage		22/11/14	30/11/16	328.43	293.55	293.55000	269.75019	22.80692	292.55711	0.99289	0.99289	0.00000	0.99289	100
Moradabad		Didaura	Coverage	SAGY	30/09/16	30/12/18	194.4	173.82	173.82000	81.29099	82.28148	163.57247	10.24753	10.24753	0.00000	10.24753	100
Moradabad		Lalpur Gangwari	Coverage		30/11/14	30/11/16	242.04	216.03	216.03000	133.14583	36.90016	170.04599	45.98401	45.98401	0.00000	45.98401	100
Moradabad		Nasirpur	Coverage		30/04/15	30/09/16	135.88	121.49	121.49000	119.53347	0.00000	119.53347	1.95653	1.95653	0.00000	1.95653	100
Moradabad		Pipal Sana	Coverage		13/12/13	31/12/15	402.81	358.06	358.06000	323.52614	10.56845	334.09459	23.96541	23.96541	0.00000	23.96541	100
Moradabad		Rahta mafi	Coverage		30/11/14	30/11/16	182.57	163.11	163.11000	140.38000	16.49677	156.87677	6.23323	6.23323	0.00000	6.23323	100
Moradabad		Ratanpur Kalan	Coverage		30/04/15	31/03/17	402.13	358.72	358.72000	181.88143	36.39197	218.27340	140.44660	140.44660	0.00000	140.44660	100
Moradabad		Sahasपुरी	Coverage	SAGY	30/09/16	30/09/18	214.13	191.40	191.40000	76.76552	54.15998	130.92550	60.47450	12.09000	24.19000	36.28000	93



District	Divn	Scheme	Programme	Sub Prog	Start Date	Completion Date	Sanctioned cost	Work Cost	Received		Total Release	Net to release	Target -expenditure			Prog (%)	
									from SWSM (Total Available)	Total Till 03/2019			2019-20	Feb-2020	Mar-2020		Total Feb March
1	2	3	4	7			10	11	12	14	15	19	20	21	22	23	
Moradabad		Sarkara Khas	Coverage		30/11/14	30/11/16	199.01	177.74	177.74000	69.25890	71.74089	140.99979	36.74021	7.35000	14.69000	22.04000	90
Moradabad		Sharif Nagar	Coverage		30/06/14	31/05/16	424.95	379.00	379.00000	330.62260	17.38445	348.00705	30.99295	30.99295	0.00000	30.99295	100
Moradabad		Surjan Nagar	Coverage		30/04/15	30/04/17	567.33	506.12	506.12000	298.73729	106.21836	404.95565	101.16435	101.16435	0.00000	101.16435	100
Multiple District		SB Mini PWS in J	EMWQ B				336.6	303.50	303.50000	166.56000	62.65063	229.21063	74.28937	14.86000	29.71000	44.57000	
Multiple District		Solar Based Dua	Coverage	Solar			9686.25	8610.00	8610.00000	6782.61657	1572.32575	8354.94232	255.05768	51.01000	102.02000	153.03000	
Muzaffar N	UWU	Barla	Coverage		05/01/15	04/09/15	465	414.50	414.50000	303.46728	21.01438	324.48166	90.01834	90.01834	0.00000	90.01834	100
Muzaffar N	CD	Basdhada	Coverage		01/12/17	30/06/19	206.53	184.48	184.48000	9.41000	0.00000	9.41000	142.81000	28.56000	57.13000	85.69000	1
Muzaffar N	CD	Basera	Coverage		01/03/14	31/03/16	592.02	526.82	526.82000	227.40838	40.78542	268.19380	133.78620	26.76000	53.51000	80.27000	85
Muzaffar N	CD	Bashi Kalan	Coverage		01/06/15	31/12/16	203.18	180.61	180.61000	179.79000	0.00000	179.79000	0.82000	0.82000	0.00000	0.82000	100
Muzaffar N	CD	Bhopa	Coverage		01/06/16	31/03/18	362.66	323.43	323.43000	110.00000	12.22818	122.22818	201.20182	40.24000	80.48000	120.72000	85
Muzaffar N	UWU	Budhina khurd	Coverage		28/11/14	27/09/15	208.93	186.63	186.63000	176.35000	0.00000	176.35000	10.28000	10.28000	0.00000	10.28000	100
Muzaffar N	CD	Chandsina	Coverage		01/12/17	30/06/19	225.52	201.38	201.38000	10.00000	72.63277	82.63277	84.07723	16.82000	33.63000	50.45000	55
Muzaffar N	UWU	Dadheru Khurd	Coverage		01/09/15	31/08/16	221.49	197.79	197.79000	106.59034	20.54171	127.13205	70.65795	14.13000	28.26000	42.39000	85
Muzaffar N	UWU	Dudhali	Coverage		24/11/14	23/07/15	273.58	244.16	244.16000	238.49000	0.00000	238.49000	5.67000	5.67000	0.00000	5.67000	100
Muzaffar N	UWU	Harsoli	Coverage		01/02/14	31/01/15	459.72	410.32	410.32000	310.94500	26.10756	337.05256	73.26744	73.26744	0.00000	73.26744	100
Muzaffar N	CD	Husainpur Bopa	Coverage		01/01/16	31/03/18	324.55	289.46	289.46000	97.66089	30.97131	128.63220	117.97780	23.60000	47.19000	70.79000	99
Muzaffar N	CD	Jaoli	Coverage		01/12/17	30/06/19	469.28	418.86	418.86000	45.83173	55.49810	101.32983	260.36017	52.07000	104.15000	156.22000	60
Muzaffar N	UWU	Jaroda	Coverage		16/05/14	15/06/15	458.48	408.01	408.01000	363.70524	29.37752	393.08276	14.92724	2.99000	5.97000	8.96000	95
Muzaffar N	UWU	Jasoi	Coverage		14/11/14	13/07/15	403.67	360.60	360.60000	239.68250	22.84279	262.52529	98.07471	19.61000	39.23000	58.84000	95
Muzaffar N	UWU	Khaikheri	Coverage		04/01/17	03/04/18	246.71	220.24	220.24000	77.67000	33.44109	111.11109	109.12891	21.83000	43.65000	65.48000	60
Muzaffar N	UWU	Khudda	Coverage		01/09/15	31/08/16	262.59	234.39	234.39000	137.85000	57.84359	195.69359	38.69641	7.74000	15.48000	23.22000	75
Muzaffar N	CD	Kulhedi	Coverage		01/12/17	30/06/19	322.37	288.18	288.18000	5.65211	0.00000	5.65211	222.48789	44.50000	88.99000	133.49000	1
Muzaffar N	CD	Kutesara PWS	Coverage		01/08/13	31/03/15	520.64	462.79	462.79000	462.78768	0.00000	462.78768	0.00232	0.00232	0.00000	0.00232	100
Muzaffar N	CD	Mahelki	Coverage		01/09/17	31/03/19	184.74	165.08	165.08000	31.70679	37.10956	68.81635	96.26365	19.25000	38.51000	57.76000	52
Muzaffar N	CD	Mansoorpur	Coverage		01/09/17	31/03/19	462.01	412.40	412.40000	110.24372	62.03602	172.27974	214.24026	42.85000	85.69000	128.54000	60
Muzaffar N	UWU	Nara Village	Coverage		06/01/14	05/01/15	622.89	554.32	554.32000	500.84453	21.27131	522.11584	32.20416	32.20416	0.00000	32.20416	100
Muzaffar N	CD	Noonakhera	Coverage		01/06/16	31/03/18	223.79	199.83	199.83000	65.59259	58.40950	124.00209	62.91791	12.58000	25.17000	37.75000	65
Muzaffar N	CD	Palri	Coverage		01/07/14	31/12/15	296.72	263.75	263.75000	263.61852	0.00000	263.61852	0.13148	0.13148	0.00000	0.13148	100
Muzaffar N	CD	Pinna	Coverage		01/03/15	31/03/16	397.82	355.40	355.40000	174.99000	3.40394	178.39394	2.17606	0.44000	0.87000	1.31000	85
Muzaffar N	CD	Purbaliyan PWS	Coverage		01/08/13	31/03/15	510.51	453.79	453.79000	453.78667	0.00000	453.78667	0.00333	0.00333	0.00000	0.00333	100
Muzaffar N	CD	Rajpur chlj pur	Coverage		01/03/15	31/03/16	246.59	220.32	220.32000	211.91000	6.70437	218.61437	1.70563	1.70563	0.00000	1.70563	100
Muzaffar N	CD	Rasoolpur Jatan	Coverage	SAGY	01/09/17	31/03/19	193.66	173.01	173.01000	39.68136	48.99261	88.67397	51.03603	10.21000	20.41000	30.62000	50
Muzaffar N	CD	Sambhal Hera	Coverage		01/06/16	31/03/18	272.46	243.20	243.20000	114.21534	25.16196	139.37730	103.82270	20.76000	41.53000	62.29000	80
Muzaffar N	UWU	Sanjhak	Coverage		01/09/15	31/08/16	288.83	258.38	258.38000	182.59421	26.93425	209.52846	48.85154	9.77000	19.54000	29.31000	95
Muzaffar N	UWU	Sarvat	Coverage		01/02/14	31/01/15	1463.75	1302.55	1302.55000	993.60903	111.08635	1104.69538	197.85462	39.57000	79.14000	118.71000	90
Muzaffar N	UWU	Shahbuddinpur	Coverage		10/07/15	09/04/16	768.91	683.48	683.48000	663.18215	37.98390	678.20350	5.27650	1.06000	2.11000	3.17000	99
Muzaffar N	UWU	Sher Nagar	Coverage		01/02/14	31/01/15	475.31	422.99	422.99000	358.32000	0.00000	358.32000	64.67000	64.67000	0.00000	64.67000	100
Muzaffar N	CD	Tawli PWS	Coverage		01/08/13	31/03/15	393.66	349.92	349.92000	349.91897	0.00000	349.91897	0.00103	0.00103	0.00000	0.00103	100
Muzaffar N	CD	Tisang	Coverage		01/12/17	30/06/19	613.57	547.36	547.36000	74.75716	69.97647	144.73363	309.62637	61.93000	123.85000	185.78000	50
Pilibhit		AMARIA W/S SC	Coverage		31/07/12	31/07/17	175.36	155.88	155.88000	117.01000	24.21540	141.22540	14.65460	14.65460	0.00000	14.65460	100
Pilibhit		Barha	Coverage		01/03/15	31/03/18	354.78	317.18	317.18000	218.61109	98.33487	316.94596	0.23404	0.23404	0.00000	0.23404	100
Pilibhit		Bhikharipur	Coverage		31/10/13	31/05/17	343.42	305.26	305.26000	299.26000	0.31122	299.57122	5.68878	5.68878	0.00000	5.68878	100
Pilibhit		GAUHAR WATE	Coverage		18/02/14	30/09/17	139.08	123.63	123.63000	122.28000	0.00000	122.28000	1.35000	1.35000	0.00000	1.35000	100
Pilibhit		Gulariya Bhoops	Coverage	SAGY	31/12/16	30/04/19	321.71	287.22	287.22000	157.68758	98.32050	256.00808	31.21192	31.21192	0.00000	31.21192	100
Pilibhit		Pakaria Naugwa	Coverage		15/06/14	15/04/19	546.85	488.08	488.08000	276.29347	74.07405	350.36752	137.71248	137.71248	0.00000	137.71248	100
Pilibhit		Pipariya santosh	Coverage		31/03/15	31/03/18	179.63	160.75	160.75000	124.58823	20.01464	144.60287	16.14713	16.14713	0.00000	16.14713	100
Pilibhit		PURANPUR (GRA	Coverage		01/01/14	31/03/18	1181.06	1049.83	1049.83000	1011.71951	19.67723	1031.39674	18.43326	18.43326	0.00000	18.43326	100
Pilibhit		Tanda	Coverage		10/04/18	22/10/19	177.72	159.05	159.05000	82.10600	58.60533	140.71133	18.33867	18.33867	0.00000	18.33867	100
Pratapgarh		Dalapatti	Coverage		02/03/15	04/04/16	137.72	123.05	123.05000	103.86820	11.77700	115.64520	7.40480	1.48000	2.96000	4.44000	99
Pratapgarh		Dherahna	Coverage		01/12/14	01/03/18	113.41	101.39	101.39000	0.00000	0.00000	0.00000	14.69000	2.94000	5.87000	8.81000	35




District	Divn	Scheme	Programme	Sub Prog	Start Date	Completion Date	Sanctioned cost	Work Cost	Received	Target -expenditure							
									from SWSM (Total Available)	Total Till 03/2019	2019-20	Total Release	Net to release	Feb-2020	Mar-2020	Total Feb March	Prog (%) 01/2020
1	2	3	4	7			10	11	12	14	15		19	20	21	22	23
Pratapgarh		Padmakerpur	Coverage	SAGY	01/11/16	01/03/18	146.99	131.56	131.56000	87.81258	33.68660	121.49918	0.51082	0.10000	0.21000	0.31000	70
Pratapgarh		Pure Pangul	Coverage		02/02/15	01/03/18	161.35	144.21	144.21000	22.31000	0.00000	22.31000	38.76000	7.75000	15.51000	23.26000	35
Pratapgarh		Pure Sukhdev	Coverage		02/02/15	01/03/18	147.65	132.01	132.01000	0.00000	2.78033	2.78033	25.37967	5.08000	10.15000	15.23000	50
Pratapgarh		Rampur Mustark	Coverage		01/01/15	01/03/18	148.26	132.56	132.56000	28.44000	2.09330	30.53330	29.48670	5.90000	11.79000	17.69000	35
Pratapgarh		Shahbari	Coverage	SAGY	01/11/16	01/03/18	241.89	215.87	215.87000	40.62784	102.20611	142.83395	34.78605	6.96000	13.91000	20.87000	70
Raebareli		Amawan	Coverage		01/04/15	31/03/20	765.73	681.40	681.40000	126.50000	536.47938	662.97938	18.42062	18.42062	0.00000	18.42062	100
Raebareli		Balakhera	Coverage		01/04/15	31/03/20	347.05	309.80	309.80000	102.56052	61.07764	163.63816	146.16184	29.23000	58.47000	87.70000	65
Raebareli		Behata Kalan GC	Coverage		01/04/14	31/03/20	2517.42	2244.44	2244.44000	1124.73871	479.44861	1604.18732	640.25268	128.05000	256.10000	384.15000	55
Raebareli		Bela Bhela	Coverage		01/04/15	31/03/20	928.89	827.56	827.56000	463.34087	298.47588	761.81675	65.74325	13.15000	26.30000	39.45000	72
Raebareli		Gandhavi	Coverage		01/04/15	31/03/20	790.98	705.72	705.72000	447.36424	99.44235	546.80659	158.91341	31.78000	63.57000	95.35000	80
Raebareli		Gaura Hardo	Coverage		01/04/15	31/03/19	449.19	400.69	400.69000	324.32351	28.69664	353.02015	47.66985	47.66985	0.00000	47.66985	100
Raebareli		Harchandpur Mi	Coverage		01/04/15	31/03/19	1192.19	1059.72	1059.72000	997.02000	0.68240	997.70240	62.01760	62.01760	0.00000	62.01760	100
Raebareli		Itaura Bujurg	Coverage		01/04/15	31/03/20	891.58	794.36	794.36000	474.02597	100.61475	574.64072	219.71928	43.94000	87.89000	131.83000	80
Raebareli		Jagatpur GOV	Coverage		01/04/15	31/08/20	2760.51	2461.16	2461.16000	137.89000	101.58211	239.47211	2221.68789	444.34000	888.67000	1333.01000	25
Raebareli		Jagatpur Solar	Coverage		01/04/15	31/03/20	635.97	565.93	565.93000	452.84730	42.96995	495.81725	70.11275	70.11275	0.00000	70.11275	100
Raebareli		Johwa Sarki	Coverage		01/10/14	31/03/19	702.4	626.28	626.28000	509.29977	67.00998	576.30975	49.97025	49.97025	0.00000	49.97025	100
Raebareli		Kharauli GOV	Coverage		01/04/15	31/03/20	709.48	632.58	632.58000	356.86479	46.86593	403.73072	228.84928	45.77000	91.54000	137.31000	80
Raebareli		Kotrabahadur G	Coverage		01/04/15	31/03/20	281.8	251.25	251.25000	106.31676	144.40804	250.72480	0.52520	0.52520	0.00000	0.52520	100
Raebareli		Rahi	Coverage		01/10/13	31/03/20	345.55	307.98	307.98000	158.47450	27.72073	186.19523	121.78477	24.36000	48.71000	73.07000	65
Raebareli		Rasoolpur	Coverage		01/10/14	31/03/20	404.04	360.16	360.16000	225.57005	28.98602	254.55607	105.60393	21.12000	42.24000	63.36000	76
Raebareli		Sataon Solar	Coverage		01/04/15	31/03/19	304.25	270.74	270.74000	248.55000	21.44996	269.99996	0.74004	0.74004	0.00000	0.74004	100
Raebareli		Semari (Khargap	Coverage		01/04/15	31/03/19	292.64	260.41	260.41000	225.83524	12.65757	238.49281	21.91719	21.91719	0.00000	21.91719	100
Raebareli		Terukha	Coverage		01/10/14	31/03/19	339.39	302.63	302.63000	215.06796	69.17250	284.24046	18.38954	18.38954	0.00000	18.38954	100
Raebareli		Unchahar Dehat	Coverage		01/04/14	31/03/19	785.22	699.71	699.71000	533.52280	110.57762	644.10042	55.60958	55.60958	0.00000	55.60958	100
Rampur		Agapur	Coverage		25/05/15	30/06/18	256.58	228.93	228.93000	134.68709	92.98978	227.67687	1.25313	1.25313	0.00000	1.25313	100
Rampur		Bhaisodi	Coverage		25/05/15	30/06/18	258.87	230.97	230.97000	90.76021	118.37397	209.13418	21.83582	21.83582	0.00000	21.83582	100
Rampur		Dundawala Mus	Coverage		25/05/15	30/03/19	528.19	471.23	471.23000	181.01359	150.06918	328.74198	142.48802	28.50000	56.99000	85.49000	91
Rampur		Hardaspur Kotra	Coverage	SAGY	10/06/16	31/03/19	146.86	131.41	131.41000	100.30660	24.62314	124.92974	6.48026	6.48026	0.00000	6.48026	100
Rampur		Kasiya Kunda	Coverage	SAGY	10/06/16	31/03/19	145.8	130.47	130.47000	115.71987	19.22388	130.07686	0.39314	0.39314	0.00000	0.39314	100
Rampur		Narpat Nagar	Coverage		25/05/15	31/03/19	468.66	418.31	418.31000	162.58892	175.31579	337.90471	80.40529	80.40529	0.00000	80.40529	100
Rampur		Patti Kalan	Coverage		25/11/16	31/03/19	442.93	394.87	394.87000	235.49108	110.99872	346.48980	48.38020	48.38020	0.00000	48.38020	100
Rampur		Rampura Bujurg	Coverage	SAGY	10/06/16	31/03/19	185.58	165.86	165.86000	117.77965	43.93481	159.62373	6.23627	6.23627	0.00000	6.23627	100
Saharanpur		Badshahibagh G	Coverage		01/01/16	31/01/17	1019	909.58	909.58000	469.13094	238.81437	707.94531	201.63469	40.33000	80.65000	120.98000	85
Saharanpur		Balla Majra	EMWQ B		01/07/15	31/10/17	124.86	111.48	111.48000	110.43000	0.00000	110.43000	1.05000	1.05000	0.00000	1.05000	100
Saharanpur		Basi Naya Kunda	EMWQ B		01/09/15	30/09/16	275.64	245.85	245.85000	230.51000	7.83586	238.34586	7.50414	7.50414	0.00000	7.50414	100
Saharanpur		Fatehchand pur	EMWQ B		01/05/15	31/05/16	163.54	145.96	145.96000	125.31000	17.45725	142.76725	3.19275	0.64000	1.28000	1.92000	95
Saharanpur		Firozabad	EMWQ B		01/06/15	30/06/16	296.49	264.50	264.50000	60.40749	148.59611	209.00360	55.49640	11.10000	22.20000	33.30000	85
Saharanpur		Jandhera Samas	EMWQ B		01/10/15	31/10/16	304.25	271.29	271.29000	21.50000	50.50244	72.00244	199.28756	39.86000	79.71000	119.57000	38
Saharanpur		Khushalipur(Reo	Coverage	SAGY	01/06/16	30/06/17	337.09	300.74	300.74000	244.78000	36.92657	281.70657	19.03343	19.03343	0.00000	19.03343	100
Saharanpur		Malakpur	Coverage		01/08/16	31/08/17	225.11	200.90	200.90000	116.11264	61.21175	177.32439	23.57561	4.72000	9.43000	14.15000	97
Saharanpur		Qasampur Part II	Coverage		01/01/16	31/01/17	864.27	772.92	772.92000	261.00948	272.33379	533.34327	239.57673	47.92000	95.83000	143.75000	85
Saharanpur		Radaur	EMWQ B		01/08/15	31/08/16	168.25	150.16	150.16000	123.96000	0.00000	123.96000	26.20000	26.20000	0.00000	26.20000	100
Saharanpur		Sherpur Khanaja	Coverage		01/01/16	31/01/17	598.07	533.85	533.85000	165.88238	157.74391	323.62629	210.22371	42.04000	84.09000	126.13000	95
Saharanpur		Sukheri	Coverage	SAGY	01/06/16	30/12/17	132.49	118.33	118.33000	113.42000	0.00000	113.42000	4.91000	4.91000	0.00000	4.91000	100
Saharanpur		Thapel Ismailpur	Coverage		11/08/14	10/08/15	884.11	787.99	787.99000	787.85325	0.00000	787.85325	0.13675	0.13675	0.00000	0.13675	100
Sambhal		Budh nagar Khar	Coverage		01/04/15	31/12/17	195.45	174.57	174.57000	108.24699	23.87878	132.12577	42.44423	42.44423	0.00000	42.44423	100
Sambhal		Janeta	Coverage		01/03/15	31/12/17	430.28	382.48	382.48000	360.22864	40.15172	327.28816	55.19184	55.19184	0.00000	55.19184	100
Sambhal		Lahran	Coverage	SAGY	01/08/16	31/01/18	276.72	246.94	246.94000	142.50103	25.08035	167.58138	79.35862	79.35862	0.00000	79.35862	100
Sant Kabir Nagar		Alinagar	EMWQ B		01/04/15	31/03/18	312.86	279.00	279.00000	63.64000	14.35212	77.99212	147.24788	29.45000	58.90000	88.35000	55
Sant Kabir Nagar		Asharafpur	Coverage		01/04/15	31/03/18	150.17	134.10	134.10000	40.27766	35.80420	76.08186	58.01814	58.01814	0.00000	58.01814	100




District	Divn	Scheme	Programme	Sub Prog	Start Date	Completion Date	Sanctioned cost	Work Cost	Received		Total Release	Net to release	Target -expenditure			Prog (%) 01/2020	
									from SWSM (Total Available)	Total Till 03/2019			Feb-2020	Mar-2020	Total Feb March		
1	2	3	4	7			10	11	12	14	15	19	20	21	22	23	
Sant Kabir Nagar	Babhnauli	NWQSM	As/F		30/06/14	31/03/17	175.12	156.33	156.33000	105.71200	17.83345	123.54545	32.78455	32.78455	0.00000	32.78455	100
Sant Kabir Nagar	Bagh Nagar	Coverage			01/04/15	31/03/18	124.38	111.15	111.15000	87.46965	5.67630	93.14595	18.00405	18.00405	0.00000	18.00405	100
Sant Kabir Nagar	Balampur	EMWQ B			01/04/15	31/03/18	104.04	93.08	93.08000	82.92902	4.79570	87.72472	5.35528	5.35528	0.00000	5.35528	100
Sant Kabir Nagar	Banethu	EMWQ B			01/04/15	30/06/17	149.22	133.25	133.25000	119.85000	0.00000	119.85000	13.40000	13.40000	0.00000	13.40000	100
Sant Kabir Nagar	Bargadwa	EMWQ B			01/04/15	31/03/18	141.36	126.35	126.35000	31.64163	0.84762	32.48925	93.86075	18.77000	37.55000	56.32000	55
Sant Kabir Nagar	Baurbyas	EMWQ B			01/04/15	30/06/17	282.04	251.77	251.77000	223.02000	25.63626	248.65626	3.11374	3.11374	0.00000	3.11374	100
Sant Kabir Nagar	Bhagta	Coverage			01/04/15	31/03/18	267.77	238.75	238.75000	135.14000	80.88108	216.02108	22.72892	4.55000	9.09000	13.64000	99
Sant Kabir Nagar	Bishwa Nathpur	EMWQ B			01/04/15	31/03/18	161.87	144.51	144.51000	83.37000	1.55590	84.92590	59.58410	59.58410	0.00000	59.58410	100
Sant Kabir Nagar	Budhan Nagar	Coverage			01/06/16	30/09/17	164.5	146.88	146.88000	134.00515	0.00000	134.00515	12.87485	12.87485	0.00000	12.87485	100
Sant Kabir Nagar	Chhapra Magart	EMWQ B			01/04/15	31/03/18	352.98	314.90	314.90000	176.40890	48.30046	224.70936	90.19064	18.04000	36.07000	54.11000	85
Sant Kabir Nagar	Dadarwar	EMWQ B			01/04/15	30/09/17	154.64	138.07	138.07000	131.55000	0.00000	131.55000	6.52000	6.52000	0.00000	6.52000	100
Sant Kabir Nagar	Deegha	EMWQ B			01/04/15	31/03/18	209.19	186.61	186.61000	46.87000	0.00000	46.87000	139.74000	27.95000	55.89000	83.84000	30
Sant Kabir Nagar	Devaria Ganga	EMWQ B			01/04/15	30/06/17	131.98	117.91	117.91000	113.33000	3.04671	116.37671	1.53329	1.53329	0.00000	1.53329	100
Sant Kabir Nagar	Dheluakhor GOV	EMWQ B			01/04/15	31/03/18	257.51	229.62	229.62000	149.37562	17.45961	166.83523	20.31477	20.31477	0.00000	20.31477	100
Sant Kabir Nagar	GaiBasantpur	EMWQ B			01/04/15	31/03/18	184.3	164.47	164.47000	75.06813	32.62108	107.68921	56.78079	56.78079	0.00000	56.78079	100
Sant Kabir Nagar	Galimpur	EMWQ B			01/04/15	31/03/18	136.92	122.30	122.30000	98.92592	5.67597	104.60189	17.69811	3.54000	7.08000	10.62000	30
Sant Kabir Nagar	Gauspur	EMWQ B			01/04/15	31/03/18	161.65	144.31	144.31000	82.67000	21.11397	103.78397	8.88603	1.78000	3.55000	5.33000	85
Sant Kabir Nagar	Ghorang	EMWQ B			01/04/14	30/06/17	253.41	225.97	225.97000	214.83000	1.55000	216.38000	9.59000	9.59000	0.00000	9.59000	100
Sant Kabir Nagar	Gopipur	EMWQ B			01/04/15	31/03/18	102.88	92.01	92.01000	42.74505	20.25095	62.99600	29.01400	29.01400	0.00000	29.01400	100
Sant Kabir Nagar	Harraiya	EMWQ B			01/04/15	31/03/18	154.12	137.62	137.62000	121.89927	1.54835	123.44762	14.17238	14.17238	0.00000	14.17238	100
Sant Kabir Nagar	Jhingurapar	EMWQ B			01/04/15	31/03/18	137.97	123.24	123.24000	122.78449	0.00000	122.78449	0.45551	0.45551	0.00000	0.45551	100
Sant Kabir Nagar	Jhuria	EMWQ B			01/04/15	31/03/18	86.68	77.68	77.68000	30.55000	5.14544	35.69544	41.98456	8.40000	16.79000	25.19000	25
Sant Kabir Nagar	Junglewn Balua	EMWQ B			30/04/15	31/03/19	280.54	250.12	250.12000	228.21816	18.71667	246.93483	3.18517	3.18517	0.00000	3.18517	100
Sant Kabir Nagar	Kochari	NWQSM	As/F		30/06/14	31/03/19	102.19	91.43	91.43000	87.56000	3.04348	90.60348	0.82652	0.82652	0.00000	0.82652	100
Sant Kabir Nagar	Lakhanohar	EMWQ B			01/04/15	31/03/18	212.74	189.78	189.78000	146.95397	29.97567	176.92964	12.85036	12.85036	0.00000	12.85036	100
Sant Kabir Nagar	Meerganj	EMWQ B			01/04/15	31/03/18	133.93	119.64	119.64000	74.90546	27.79243	102.69789	16.94211	3.39000	6.78000	10.17000	99
Sant Kabir Nagar	Mukhalishpur	EMWQ B			01/04/15	31/03/18	193.75	172.89	172.89000	37.86000	0.00000	37.86000	106.16000	21.23000	42.47000	63.70000	15
Sant Kabir Nagar	Mundera	NWQSM	As/F		30/06/14	31/03/19	182.22	162.65	162.65000	159.13000	3.00994	162.13994	0.51006	0.51006	0.00000	0.51006	100
Sant Kabir Nagar	Nath Nagar	EMWQ B			01/04/15	31/03/18	201.49	179.77	179.77000	156.38382	23.18856	179.57238	0.19762	0.19762	0.00000	0.19762	100
Sant Kabir Nagar	Natwabar	EMWQ B			01/04/15	31/03/18	147.79	131.97	131.97000	40.60473	27.16941	67.77414	40.94586	40.94586	0.00000	40.94586	100
Sant Kabir Nagar	Nehiya Khurd	EMWQ B			01/04/15	30/06/17	120.39	107.59	107.59000	64.72000	12.77521	77.49521	3.68479	3.68479	0.00000	3.68479	100
Sant Kabir Nagar	Parsa Urf Fidaio	EMWQ B			01/04/14	31/03/18	127.6	114.01	114.01000	49.31436	9.84798	59.16234	54.84766	10.97000	21.94000	32.91000	90
Sant Kabir Nagar	Pasai	EMWQ B			01/04/15	31/03/18	174.25	155.53	155.53000	56.74697	0.00000	56.74697	98.78303	19.76000	39.51000	59.27000	80
Sant Kabir Nagar	Rampur Uttari	NWQSM	As/F		01/04/15	30/09/17	96.81	86.61	86.61000	71.96688	8.30267	80.26955	6.34045	6.34045	0.00000	6.34045	100
Sant Kabir Nagar	Sande Khurd	Coverage	SAGY		01/07/16	31/03/18	183.26	163.63	163.63000	108.77739	21.21952	129.99691	33.63309	33.63309	0.00000	33.63309	100
Sant Kabir Nagar	Sarkala	EMWQ B			01/04/15	31/03/18	158.35	141.47	141.47000	45.26589	14.18050	59.44639	82.02361	16.40000	32.81000	49.21000	99
Sant Kabir Nagar	Semar Dandi	Coverage			30/04/15	31/03/19	137.69	122.99	122.99000	120.58000	1.29298	121.87298	1.11702	1.11702	0.00000	1.11702	100
Sant Kabir Nagar	Sirsi Khas	EMWQ B			01/04/15	31/03/18	231.64	206.62	206.62000	102.25934	10.56227	112.82161	93.79839	93.79839	0.00000	93.79839	100
Sant Kabir Nagar	Tamac (Tamesh)	Coverage			01/04/15	31/03/18	134.51	120.16	120.16000	113.21280	0.00000	113.21280	6.94720	6.94720	0.00000	6.94720	100
Sant Kabir Nagar	Tikuekole Babu	EMWQ B			01/04/15	31/03/18	98.9	88.46	88.46000	85.87760	0.00000	85.87760	2.58240	2.58240	0.00000	2.58240	100
Sant Ravidas Nagar	Dattipur-Kaneha	Coverage	SAGY		01/07/16	30/06/17	126.59	113.02	113.02000	102.95000	5.71403	108.66403	4.35597	0.87000	1.74000	2.61000	99
Sant Ravidas Nagar	Kaulapur	Coverage	SAGY		01/07/16	30/06/17	207.8	185.61	185.61000	145.94231	10.23310	156.17541	29.43459	29.43459	0.00000	29.43459	100
Sant Ravidas Nagar	Khyokhar	Coverage			01/04/15	31/03/17	365.46	326.20	326.20000	324.62696	0.13700	324.76396	1.43604	1.43604	0.00000	1.43604	100
Shahjahanpur	Chhitepur	Coverage			01/08/15	31/03/19	49.66	44.19	44.19000	8.60000	12.96087	21.56087	22.62913	4.53000	9.05000	13.58000	30
Shahjahanpur	Devkali	Coverage			01/04/15	31/03/19	178.93	160.11	160.11000	72.58418	56.06190	128.64608	31.46392	6.29000	12.59000	18.88000	98
Shahjahanpur	Gularia	Coverage			01/06/15	31/12/18	422.85	377.72	377.72000	311.97754	50.17764	362.15518	15.55482	3.11000	6.22000	9.33000	98
Shahjahanpur	Kataul	Coverage			01/08/15	31/03/19	48.16	42.81	42.81000	12.06839	5.93667	18.00506	24.80494	4.96000	9.92000	14.88000	40
Shahjahanpur	Ladholi	Coverage			01/04/15	31/03/19	153.55	137.53	137.53000	57.43121	58.56404	115.99525	21.53475	4.31000	8.61000	12.92000	98
Shahjahanpur	Marena	Coverage			01/04/15	31/03/18	112.32	100.84	100.84000	89.24686	1.60088	90.84774	9.99226	9.99226	0.00000	9.99226	100
Shahjahanpur	Nawada Daroba	Coverage	SAGY		01/06/16	31/12/18	166.48	148.85	148.85000	128.50742	18.96803	147.47545	1.37455	1.37455	0.00000	1.37455	100



District	Divn	Scheme	Programme	Sub Prog	Start Date	Completion Date	Sanctioned cost	Work Cost	Received	Target -expenditure							
									from SWSM (Total Available)	Total Till 03/2019	2019-20	Total Release	Net to release	Feb-2020	Mar-2020	Total Feb March	Prog (%) 01/2020
1	2	3	4	7			10	11	12	14	15		19	20	21	22	23
Shahjahanpur		Panwari	Coverage		01/04/15	31/03/19	96.99	87.19	87.19000	45.10073	12.07622	57.17695	30.01305	30.01305	0.00000	30.01305	100
Shahjahanpur		Pipariya Khusha	Coverage		01/04/15	31/12/18	103.32	92.83	92.83000	92.57000	0.00000	92.57000	0.26000	0.26000	0.00000	0.26000	100
Shahjahanpur		Shahbaj Nagar	Coverage		01/03/15	31/12/18	300.09	268.48	268.48000	267.36855	0.00000	267.36855	1.11145	1.11145	0.00000	1.11145	100
Shahjahanpur		Shahganj	Coverage		01/04/15	31/03/19	148.5	133.04	133.04000	59.41863	73.27992	132.69855	0.34145	0.34145	0.00000	0.34145	100
Shamli		Balwa	Coverage		26/08/15	25/02/17	366.13	326.52	326.52000	283.70000	31.77518	315.47518	11.04482	11.04482	0.00000	11.04482	100
Shamli		Bantikhera PWS	Coverage		16/09/13	21/02/15	400.41	355.92	355.92000	327.21000	17.91924	345.12924	10.79076	10.79076	0.00000	10.79076	100
Shamli		Bhajju	Coverage		24/01/15	26/02/16	345	307.71	307.71000	272.97000	0.00000	272.97000	34.74000	34.74000	0.00000	34.74000	100
Shamli		Bhura	Coverage		11/07/13	24/07/14	662.08	588.52	588.52000	500.92083	3.30000	504.22083	84.29917	84.29917	0.00000	84.29917	100
Shamli		Dunda kheri Bar	Coverage		05/02/16	04/08/17	257.02	229.39	229.39000	167.61639	57.03209	224.64848	4.74152	0.95000	1.89000	2.84000	99
Shamli		Gangeru	Coverage		16/03/13	15/08/14	1196.84	1063.86	1063.86000	1027.61512	62.83996	1054.16752	9.69248	9.69248	0.00000	9.69248	100
Shamli		Garhi Abdul Kha	Coverage		25/07/13	24/03/14	308.17	273.92	273.92000	220.89897	1.79868	222.69765	51.22235	51.22235	0.00000	51.22235	100
Shamli		Kudana	Coverage		16/09/13	24/01/15	390.7	347.66	347.66000	261.26000	41.90452	303.16452	44.49548	44.49548	0.00000	44.49548	100
Shamli		Lilon	Coverage		11/07/13	10/07/14	365.16	324.59	324.59000	302.68000	12.60216	315.28216	9.30784	9.30784	0.00000	9.30784	100
Shamli		Pindora Jagirpur	Coverage		16/09/13	21/02/15	330.87	294.43	294.43000	228.64000	41.35380	269.99380	24.43620	24.43620	0.00000	24.43620	100
Shamli		Sikka	Coverage		05/02/16	04/08/17	249.8	222.98	222.98000	170.02000	45.53472	215.55472	7.42528	7.42528	0.00000	7.42528	100
Shamli		Taprana	Coverage		13/07/13	10/07/14	726.8	646.04	646.04000	557.18648	3.30000	560.48648	85.55352	85.55352	0.00000	85.55352	100
Shamli		Thana Bhawan	Coverage		16/09/16	21/05/15	522.73	465.16	465.16000	394.73000	47.87174	442.60174	22.55826	22.55826	0.00000	22.55826	100
Shravasti		Jaychandpur Kat	Coverage	SAGY	22/12/16	31/03/19	224.55	200.60	200.60000	161.57000	22.45204	184.02204	16.57796	16.57796	0.00000	16.57796	100
Siddarth Nagar		Ahiraula	EMWQ B		01/04/15	31/03/19	143.77	128.40	128.40000	99.76541	25.19916	124.96457	3.43543	3.43543	0.00000	3.43543	100
Siddarth Nagar		Andua Sanichara	EMWQ B		01/12/15	31/03/19	126.21	112.86	112.86000	71.44000	15.30928	86.74928	26.11072	26.11072	0.00000	26.11072	100
Siddarth Nagar		Bardaha	EMWQ B		01/04/15	31/08/18	204.29	182.26	182.26000	174.11356	7.65349	181.76705	0.49295	0.49295	0.00000	0.49295	100
Siddarth Nagar		Basahiya	EMWQ B		01/12/15	31/03/19	233.77	208.49	208.49000	128.30052	3.36959	131.67011	76.81989	76.81989	0.00000	76.81989	100
Siddarth Nagar		Bayatal	EMWQ B		01/12/15	30/06/18	231.8	206.74	206.74000	163.25000	8.60605	171.85605	34.88395	34.88395	0.00000	34.88395	100
Siddarth Nagar		Bhaloo Koni	EMWQ B		01/02/16	31/07/18	97.08	86.94	86.94000	78.63000	0.53136	79.16136	7.77864	7.77864	0.00000	7.77864	100
Siddarth Nagar		Bharariya	NWQSM	As/F	01/12/15	31/03/19	226.95	202.54	202.54000	110.48000	0.00000	110.48000	92.06000	92.06000	0.00000	92.06000	100
Siddarth Nagar		BIRDPUR NO 10	Coverage	As/F	01/03/15	31/03/17	381.43	339.05	339.05000	336.16000	2.11808	338.27808	0.77192	0.77192	0.00000	0.77192	100
Siddarth Nagar		BIRDPUR NO 12	EMWQ B		01/02/16	31/12/18	534.02	474.68	474.68000	265.60118	34.53722	300.13840	174.54160	174.54160	0.00000	174.54160	100
Siddarth Nagar		BIRDPUR NO 8 C	Coverage	As/F	01/11/14	31/03/18	291.24	258.88	258.88000	242.19142	4.47084	246.66226	12.21774	12.21774	0.00000	12.21774	100
Siddarth Nagar		Birdpur no.14	EMWQ B		01/08/14	31/12/18	390.69	349.15	349.15000	146.72369	34.87986	181.60355	167.54645	33.51000	67.02000	100.53000	90
Siddarth Nagar		Birdpur No.4	EMWQ B		01/05/15	31/12/18	222.17	198.49	198.49000	197.39183	0.00000	197.39183	1.09817	0.22000	0.44000	0.66000	85
Siddarth Nagar		Buddhi Khas	Coverage	SAGY	01/03/17	31/12/18	180.09	160.81	160.81000	87.06000	0.33381	87.39381	73.41619	73.41619	0.00000	73.41619	100
Siddarth Nagar		Chauri Mahulan	EMWQ B		01/06/18	31/12/19	183.53	166.32	166.32000	20.00000	9.26902	29.26902	137.05098	27.41000	54.82000	82.23000	45
Siddarth Nagar		Deoria	EMWQ B		01/04/15	30/11/18	234.24	208.92	208.92000	162.86000	4.55029	167.41029	41.50971	41.50971	0.00000	41.50971	100
Siddarth Nagar		Dumdumwa	Coverage		01/12/14	31/03/17	122.42	109.43	109.43000	108.98000	0.00000	108.98000	0.45000	0.45000	0.00000	0.45000	100
Siddarth Nagar		Gangadharpur	EMWQ B		01/06/18	31/12/19	336.34	304.27	304.27000	20.00000	35.70750	55.70750	248.56250	49.71000	99.43000	149.14000	50
Siddarth Nagar		GANRAKHA G. P	Coverage	As/F	01/09/14	31/03/17	149.17	132.60	132.60000	118.49000	5.66926	124.15926	8.44074	8.44074	0.00000	8.44074	100
Siddarth Nagar		Indri Grant GOV	EMWQ B		01/04/15	31/12/18	164.91	147.21	147.21000	95.76000	30.83688	126.59688	20.61312	20.61312	0.00000	20.61312	100
Siddarth Nagar		JOGIYA W/S	Coverage	As/F	01/12/14	31/03/17	88.08	78.29	78.29000	77.93000	0.19933	78.12933	0.16067	0.16067	0.00000	0.16067	100
Siddarth Nagar		Kathautiya Alam	EMWQ B		01/04/15	31/12/18	97.13	86.89	86.89000	67.49000	1.84887	69.33887	17.55113	17.55113	0.00000	17.55113	100
Siddarth Nagar		Khaira Khas	EMWQ B		01/10/15	30/09/18	163.1	145.60	145.60000	130.68000	6.25434	136.93434	8.66566	8.66566	0.00000	8.66566	100
Siddarth Nagar		LAKHNAPAR W/	Coverage	As/F	01/11/14	31/03/17	81.08	72.07	72.07000	64.10728	0.00000	64.10728	7.96272	7.96272	0.00000	7.96272	100
Siddarth Nagar		Majhaua Khas G	EMWQ B		01/04/15	30/06/18	291.49	259.86	259.86000	220.61000	13.44559	234.05559	25.80441	25.80441	0.00000	25.80441	100
Siddarth Nagar		Manahwa	EMWQ B		01/06/16	31/12/18	179.82	160.49	160.49000	112.06000	12.96953	125.02953	35.46047	35.46047	0.00000	35.46047	100
Siddarth Nagar		Matiyar urf Bhat	EMWQ B		01/03/15	30/03/17	141.45	126.37	126.37000	124.39852	1.95680	126.35352	0.01468	0.01468	0.00000	0.01468	100
Siddarth Nagar		Pakari	EMWQ B		01/04/15	31/03/18	141.08	126.04	126.04000	125.19000	0.84000	126.03000	0.01000	0.01000	0.00000	0.01000	100
Siddarth Nagar		Parsa Sukrulla	Coverage		01/04/15	31/12/18	99.97	89.45	89.45000	70.77000	10.32187	81.09187	8.35813	8.35813	0.00000	8.35813	100
Siddarth Nagar		Penda	EMWQ B		01/12/15	31/12/18	168.79	150.66	150.66000	85.83000	16.85074	102.68074	47.97926	47.97926	0.00000	47.97926	100
Siddarth Nagar		Rehara	EMWQ B		01/10/15	31/03/18	148.49	132.69	132.69000	127.93000	1.31919	129.24919	3.44081	3.44081	0.00000	3.44081	100
Siddarth Nagar		Romandei	EMWQ B		01/04/15	31/03/18	136.12	121.59	121.59000	92.18000	2.40658	94.58658	27.00342	27.00342	0.00000	27.00342	100
Siddarth Nagar		Samerahna	EMWQ B		01/12/15	31/12/18	240.82	214.86	214.86000	152.39586	0.00000	152.39586	62.46414	62.46414	0.00000	62.46414	100



District	Divn	Scheme	Programme	Sub Prog	Start Date	Completion Date	Sanctioned cost	Work Cost	Received		Total Release	Net to release	Target -expenditure			Prog (%) 01/2020	
									from SWSM (Total Available)	Total Till 03/2019			2019-20	Feb-2020	Mar-2020		Total Feb March
1	2	3	4	7			10	11	12	14	15	19	20	21	22	23	
Siddarth Nagar		SEMRAHUA W/S	EMWQ B		01/08/14	31/10/18	120.2	106.84	106.84000	92.67000	2.73840	95.40840	11.43160	11.43160	0.00000	11.43160	100
Siddarth Nagar		Sirsiya	EMWQ B		01/10/15	31/05/18	144.9	129.49	129.49000	83.73000	13.80070	97.53070	31.95930	31.95930	0.00000	31.95930	100
Siddarth Nagar		TIKRI W/S	Coverage	As/F	01/12/14	31/03/17	101.15	89.91	89.91000	83.23000	0.00000	83.23000	6.68000	6.68000	0.00000	6.68000	100
Siddarth Nagar		Vergadwa	EMWQ B		01/11/15	31/05/18	195.58	174.51	174.51000	146.60000	14.65271	161.25271	13.25729	13.25729	0.00000	13.25729	100
Sitapur		Baghauna	EMWQ B		21/12/15	20/06/17	193.59	172.76	172.76000	156.38544	3.90482	160.29026	12.46974	12.46974	0.00000	12.46974	100
Sitapur		Bihat Biram	Coverage		25/06/15	24/12/16	164.21	146.61	146.61000	99.23549	34.63022	133.86571	12.74429	12.74429	0.00000	12.74429	100
Sitapur		Biswan Dehat	EMWQ B		30/05/15	29/05/16	379.42	338.12	338.12000	290.05000	4.62044	294.67044	43.44956	43.44956	0.00000	43.44956	100
Sitapur		Jahangirabad	Coverage		08/01/15	07/01/17	533.2	475.43	475.43000	375.81911	18.57137	394.39048	81.03952	81.03952	0.00000	81.03952	100
Sitapur		Kachuri	EMWQ B	SAGY	29/08/17	28/02/19	144.09	128.81	128.81000	103.09392	8.05554	111.14946	17.66054	17.66054	0.00000	17.66054	100
Sitapur		Kamariya Kawak	EMWQ B		30/06/15	29/12/16	232.43	207.31	207.31000	167.20235	9.76950	176.97185	30.33815	30.33815	0.00000	30.33815	100
Sitapur		Kanduni	Coverage		08/07/15	07/07/16	125.25	111.94	111.94000	86.04120	5.59931	91.64051	20.29949	20.29949	0.00000	20.29949	100
Sitapur		Kasmanda	Coverage		25/06/15	24/12/16	202.9	181.04	181.04000	106.37635	37.74033	144.11668	36.92332	36.92332	0.00000	36.92332	100
Sitapur		Kedarpur	Coverage		08/07/15	07/01/17	142.02	126.99	126.99000	116.25120	0.00000	116.25120	10.73880	10.73880	0.00000	10.73880	100
Sitapur		Lalwa	EMWQ B		30/05/15	29/05/16	199.98	178.44	178.44000	145.70550	0.00000	145.70550	32.73450	32.73450	0.00000	32.73450	100
Sitapur		Miranagar Payja	Coverage		08/07/15	01/01/17	137.39	122.86	122.86000	122.65000	0.00000	122.65000	0.21000	0.21000	0.00000	0.21000	100
Sitapur		Mitoura	Coverage		08/07/15	07/07/16	116.55	104.31	104.31000	93.60000	0.00000	93.60000	10.71000	10.71000	0.00000	10.71000	100
Sitapur		Murtaza Nagar	Coverage		08/07/15	07/07/17	113.21	101.33	101.33000	89.20000	5.46766	94.66766	6.66234	6.66234	0.00000	6.66234	100
Sitapur		Paidapur G.P.	Coverage		30/05/15	29/05/16	125.94	112.55	112.55000	100.84000	0.00000	100.84000	11.71000	11.71000	0.00000	11.71000	100
Sitapur		Rasoolabad	Coverage		21/09/15	20/03/17	135.01	120.73	120.73000	115.21000	0.73414	115.94414	4.78586	4.78586	0.00000	4.78586	100
Sitapur		Sadarpur	Coverage		01/01/15	02/07/17	148.5	132.75	132.75000	131.75000	0.00000	131.75000	1.00000	1.00000	0.00000	1.00000	100
Sitapur		Sultanapur	Coverage		08/07/15	07/01/17	110.58	99.01	99.01000	68.60175	7.15110	75.75285	23.25715	4.65000	9.30000	13.95000	95
Sonbhadra		Nagawa	C to QSM	SAGY	01/09/16	31/12/17	655.45	585.32	585.32000	527.79140	31.05245	558.84385	26.47615	5.30000	10.59000	15.89000	99
Sonbhadra		Padrach	Coverage		12/09/14	30/06/17	6804.48	6055.09	6055.09000	4255.31267	1242.61151	5497.92418	557.16582	111.43000	222.87000	334.30000	95
Sultanpur		Abhiya Khurd	Coverage		10/02/16	09/02/17	102.11	91.34	91.34000	77.31338	2.69002	80.00340	11.33660	2.27000	4.53000	6.80000	94
Sultanpur		Bela Mohan	Coverage		10/02/16	09/02/17	100.38	89.80	89.80000	71.80395	4.45001	76.25396	13.54604	2.71000	5.42000	8.13000	99
Sultanpur		Bela Sada	Coverage		10/02/16	09/02/17	99.44	88.96	88.96000	14.16000	33.17256	47.33256	41.62744	8.33000	16.65000	24.98000	65
Sultanpur		Bhawanipur	Coverage		04/02/16	03/11/16	122.4	109.44	109.44000	79.34253	20.40110	99.74363	9.69637	1.94000	3.88000	5.82000	97
Sultanpur		Birdhaura	Coverage		04/02/16	03/11/16	125.3	112.02	112.02000	65.33077	10.71848	76.04925	35.97075	7.19000	14.39000	21.58000	65
Sultanpur		Kasba Mafiyat	Coverage		10/02/16	09/02/17	114.3	102.23	102.23000	62.56207	17.29377	79.85584	22.37416	4.47000	8.95000	13.42000	91
Sultanpur		Malikpur	Coverage		02/02/16	01/02/17	180.90	161.60	161.60000	16.41000	18.89180	35.30180	126.29820	25.26000	50.52000	75.78000	15
Sultanpur		Pakhrauli	Coverage		10/02/16	09/02/17	179	159.91	159.91000	123.86510	26.15052	150.01562	9.89438	9.89438	0.00000	9.89438	100
Sultanpur		Sarai Achal	Coverage		02/02/16	07/02/17	154	137.66	137.66000	13.89000	46.23359	60.12359	77.53641	15.51000	31.01000	46.52000	70
Sultanpur		Sonbarsa	Coverage		06/10/18	06/07/19	162.62	145.23	145.23000	28.02529	16.26289	44.28818	100.94182	20.19000	40.38000	60.57000	37
Sultanpur		Vallipur	Coverage	SAGY	11/08/16	11/02/17	238.77	213.33	213.33000	93.03475	28.30718	121.34193	91.98807	18.40000	36.79000	55.19000	63
Unnao	CU1	Akbarpur	Coverage		Jan-2015	Mar-2016	199.28	177.33	177.33000	163.58000	0.73370	164.31370	13.01630	13.01630	0.00000	13.01630	100
Unnao	CU1	Auras Mini W/S	Coverage	Solar	Jun-2015	Mar-2016	66.18	58.89	58.89000	51.74000	0.69000	52.43000	6.46000	6.46000	0.00000	6.46000	100
Unnao	CU1	Awagojha	Coverage	As/F	Jan-2015	Mar-2016	124.99	111.22	111.22000	109.08000	0.77396	109.85396	1.36604	1.36604	0.00000	1.36604	100
Unnao	CD	Bahuraj Mau GO	Coverage		May-2015	Mar-2018	456.73	406.43	406.43000	297.15000	26.61842	323.76842	82.66158	82.66158	0.00000	82.66158	100
Unnao	CD	Bairagar G.O.V	Coverage	Solar	May-2015	Mar-2018	107.85	95.97	95.97000	29.67691	50.98828	80.66519	15.30481	15.30481	0.00000	15.30481	100
Unnao	CD	Bandha Khera	Coverage		Jan-2015	Mar-2018	193.61	172.29	172.29000	156.71000	6.77251	163.48251	8.80749	8.80749	0.00000	8.80749	100
Unnao	CD	Bangarmau Mini	Coverage	Solar	Dec-2014	Aug-2015	66.18	58.89	58.89000	50.35000	1.38900	51.73900	7.15100	7.15100	0.00000	7.15100	100
Unnao	CD	Baraula	Coverage		Jan-2015	Sep-2017	162.91	144.97	144.97000	135.75000	2.53961	138.28961	6.68039	6.68039	0.00000	6.68039	100
Unnao	CD	Behta	Coverage	As/F	Jul-2014	Sep-2017	143.39	127.60	127.60000	120.88800	0.62500	121.51300	6.08700	6.08700	0.00000	6.08700	100
Unnao	CD	Behta Mujawar	Coverage	As/F	Jul-2014	Mar-2017	169.09	150.30	150.30000	147.28000	0.58200	147.86200	2.43800	2.43800	0.00000	2.43800	100
Unnao	CD	Behta Sumhari	Coverage	As/F	Jul-2014	Mar-2017	152.98	136.13	136.13000	132.14000	1.74582	133.88582	2.24418	2.24418	0.00000	2.24418	100
Unnao	CU1	Bhaulia Pasa	Coverage		Jan-2015	Dec-2016	495.46	441.73	441.73000	308.80000	3.12856	311.92856	129.80144	129.80144	0.00000	129.80144	100
Unnao	CD	Bichhiya Mini W	Coverage	Solar	Jul-2014	Aug-2015	132.37	117.79	117.79000	100.01000	5.54400	105.55400	12.23600	12.23600	0.00000	12.23600	100
Unnao	CU1	Bighapur Mini W	Coverage	Solar	Jan-2015	Mar-2016	463.3	412.28	412.28000	74.04000	276.81576	350.85576	61.42424	61.42424	0.00000	61.42424	100
Unnao	CU1	Bihar	Coverage		Jun-2015	Dec-2016	349.49	312.19	312.19000	148.61000	70.86726	219.47726	92.71274	92.71274	0.00000	92.71274	100
Unnao	CD	Ganj Moradabad	Coverage	Solar	Dec-2014	Aug-2015	22.06	19.63	19.63000	16.14000	0.46300	16.60300	3.02700	3.02700	0.00000	3.02700	100



District	Divn	Scheme	Programme	Sub Prog	Start Date	Completion Date	Sanctioned cost	Work Cost	Received				Target -expenditure				Prog (%) 01/2020
									from SWSM (Total Available)	Total Till 03/2019	2019-20	Total Release	Net to release	Feb-2020	Mar-2020	Total Feb March	
1	2	3	4	7			10	11	12	14	15		19	20	21	22	23
Unnao	CD	Gulariha	Coverage		May-2015	Mar-2018	662.56	591.59	591.59000	508.28058	63.23345	571.51403	20.07597	20.07597	0.00000	20.07597	100
Unnao	CU1	Hasanganj Mini	Coverage	Solar	Jan-2015	Mar-2016	110.32	98.17	98.17000	86.24000	1.15000	87.39000	10.78000	10.78000	0.00000	10.78000	100
Unnao	CD	Hilauli	Coverage		Jan-2015	Sep-2018	563.33	502.99	502.99000	340.60869	71.29965	411.90834	91.08166	91.08166	0.00000	91.08166	100
Unnao	CD	Hilauli Mini W/S	Coverage	Solar	Jul-2014	Mar-2015	22.06	19.63	19.63000	16.41000	0.23250	16.64250	2.98750	2.98750	0.00000	2.98750	100
Unnao	CD	Installation of TL	Coverage		Feb-2018	May-2019	284.71	253.35	253.35000	183.31000	24.62965	207.93965	45.41035	45.41035	0.00000	45.41035	100
Unnao	CU1	Jangle Khurd	Coverage		Apr-2015	Jun-2018	29.26	26.04	26.04000	21.00000	0.21260	21.21260	4.82740	4.82740	0.00000	4.82740	100
Unnao	CD	Kaantha	Coverage		Jan-2015	Mar-2018	436.06	388.45	388.45000	349.93362	21.71331	371.64693	16.80307	16.80307	0.00000	16.80307	100
Unnao	CU1	Kalyanpur	Coverage	As/F	Jan-2015	Mar-2016	251.36	223.51	223.51000	207.80000	0.74930	208.54930	14.96070	14.96070	0.00000	14.96070	100
Unnao	CD	Katari Pipar Khe	Coverage		May-2015	Mar-2018	191.58	170.48	170.48000	129.50704	4.88115	134.38819	36.09181	7.22000	14.44000	21.66000	95
Unnao	CU1	Khapra Muslim	Coverage		Jun-2015	Dec-2016	391.32	349.23	349.23000	101.47000	26.02070	127.49070	221.73930	44.35000	88.69000	133.04000	55
Unnao	CD	Kotra	Coverage	As/F	Mar-2015	Sep-2017	166.02	147.74	147.74000	113.01097	34.81541	144.25638	3.48362	3.48362	0.00000	3.48362	100
Unnao	CD	Kuither	Coverage	As/F	Jul-2014	Mar-2017	194.48	173.07	173.07000	149.27000	0.58194	149.85194	23.21806	23.21806	0.00000	23.21806	100
Unnao	CU1	Kumbhi	Coverage	As/F	Oct-2014	Mar-2016	187.3	166.67	166.67000	147.06000	1.18789	148.24789	18.42211	18.42211	0.00000	18.42211	100
Unnao	CD	Kutti Khera Solar	Coverage		Mar-2015	May-2015	11.06	9.83	9.83000	5.53000	0.00000	5.53000	4.30000	4.30000	0.00000	4.30000	100
Unnao	CD	Laowan singh kh	Coverage	As/F	Jul-2014	Mar-2017	457.45	408.03	408.03000	384.91000	16.69055	401.60055	6.42945	6.42945	0.00000	6.42945	100
Unnao	CD	mamrej pur	Coverage	As/F	Jul-2014	Sep-2017	143.55	127.74	127.74000	114.49240	13.87981	120.22746	7.51254	7.51254	0.00000	7.51254	100
Unnao	CD	Mawai	Coverage		Jan-2015	Mar-2018	742.06	661.78	661.78000	485.28485	82.76095	568.04580	93.73420	18.75000	37.49000	56.24000	97
Unnao	CU1	Miyanganj Mini	Coverage	Solar	Jun-2015	Jun-2016	132.38	117.80	117.80000	107.72000	0.00000	107.72000	10.08000	10.08000	0.00000	10.08000	100
Unnao	CU1	Nawabganj Mini	Coverage	Solar	Jun-2015	Mar-2016	132.38	117.80	117.80000	103.49000	1.38000	104.87000	12.93000	12.93000	0.00000	12.93000	100
Unnao	CU1	Osia	Coverage	As/F	Oct-2014	Mar-2016	192.72	171.50	171.50000	162.42000	0.59194	163.01194	8.48806	8.48806	0.00000	8.48806	100
Unnao	CD	Padari khurd	Coverage	As/F	Jul-2014	Sep-2017	202.42	182.49	182.49000	148.68000	10.88977	159.56977	22.92023	22.92023	0.00000	22.92023	100
Unnao	CD	Pansaria	Coverage		Jan-2015	Mar-2018	187.96	167.26	167.26000	126.10352	30.81176	156.91528	10.34472	10.34472	0.00000	10.34472	100
Unnao	CD	Para	Coverage	As/F	Dec-2014	Jun-2017	319.87	285.49	285.49000	264.19456	14.32552	278.52008	6.96992	6.96992	0.00000	6.96992	100
Unnao	CU1	Parsanda	Coverage	As/F	Jan-2015	Mar-2016	148.26	131.93	131.93000	122.84000	1.35655	124.19655	7.73345	7.73345	0.00000	7.73345	100
Unnao	CD	Pathakpur	Coverage	As/F	Mar-2015	Jun-2017	157.38	139.96	139.96000	105.32580	22.64481	127.97061	11.98939	11.98939	0.00000	11.98939	100
Unnao	CD	Purwa Mini W/S	Coverage	Solar	May-2014	Mar-2017	110.31	98.16	98.16000	90.17000	1.16250	91.33250	6.82750	6.82750	0.00000	6.82750	100
Unnao	CD	Safipur Mini W/S	Coverage	Solar	Jul-2014	Aug-2015	187.52	166.87	166.87000	145.62000	3.93550	149.55550	17.31450	17.31450	0.00000	17.31450	100
Unnao	CD	Sikanderpur Kar	Coverage	Solar	Dec-2014	Mar-2015	22.06	19.63	19.63000	16.67000	0.92400	17.59400	2.03600	2.03600	0.00000	2.03600	100
Unnao	CD	Sikanderpur Sira	Coverage	Solar	Dec-2014	Aug-2015	242.68	215.96	215.96000	27.61000	145.96383	173.57383	42.38617	42.38617	0.00000	42.38617	100
Unnao	CU1	Sumerpur-I Mini	Coverage	Solar	Jun-2015	Mar-2016	330.94	294.49	294.49000	120.11448	123.81555	243.93003	50.55997	50.55997	0.00000	50.55997	100
Unnao	CU1	Sumerpur-II Min	Coverage	Solar	Jun-2015	Mar-2016	430.21	382.83	382.83000	61.58000	232.01430	293.59430	89.23570	89.23570	0.00000	89.23570	100
Unnao	CD	Tikar garhi	Coverage	As/F	Jul-2014	Mar-2017	167.23	148.81	148.81000	125.24454	8.99615	134.24069	14.56931	14.56931	0.00000	14.56931	100
Varanasi		Barajee	Coverage		Mar-2015	Mar-2018	171.76	153.38	153.38000	149.24000	0.00000	149.24000	4.14000	4.14000	0.00000	4.14000	100
Varanasi		Basani	Coverage		Apr-2018	Mar-2018	296.85	265.21	265.21000	203.05000	45.23934	248.28934	16.92066	16.92066	0.00000	16.92066	100
Varanasi		Jayapur	Coverage	SAGY	Aug-2016	Mar-2018	140.02	125.13	125.13000	120.76000	0.00000	120.76000	4.37000	4.37000	0.00000	4.37000	100
Varanasi		Kakrahiya	Coverage	SAGY	May-2018	Dec-2019	145.83	131.96	131.96000	75.13130	33.71973	108.85103	23.10897	23.10897	0.00000	23.10897	100
Varanasi		Kallipur	Coverage		Apr-2015	Dec-2017	260.98	233.29	233.29000	219.51000	13.36060	232.87060	0.41940	0.41940	0.00000	0.41940	100
Varanasi		Nagepur	Coverage	SAGY	Dec-2017	Jun-2018	274.15	202.11	202.11000	201.44742	0.05387	201.50129	0.60871	0.60871	0.00000	0.60871	100
Varanasi		Tewar	Coverage		Apr-2015	Jun-2018	279.01	248.89	248.89000	200.77038	4.27724	205.04762	43.84238	43.84238	0.00000	43.84238	100
							422283.255	376767.825	376767.825	243984.019	47705.647	291413.306	83633.199	36767.855	23432.600	60200.455	